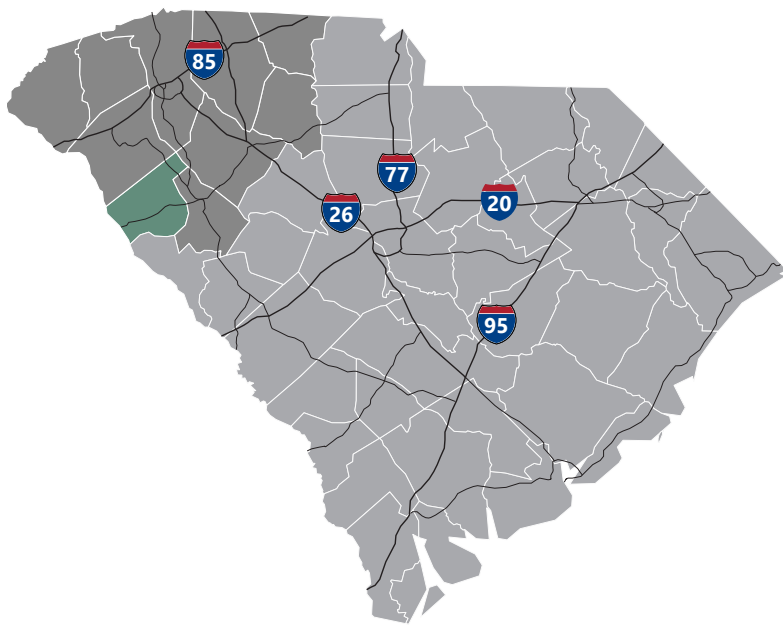


Choose Abbeville

Abbeville County

Both the county and its county seat were named for the French town of the same name. Originally part of Ninety-Six District, the area was designated as Abbeville County in 1785. Rich in history and tradition, Abbeville County is known for its historical communities, carefully restored opera house, outstanding fishing, boating, golf, beautiful scenery, and thriving business community. Located along the “Freshwater Coast,” Abbeville County is settled at the state’s western boundary. Greenville-Spartanburg International Airport is within an hour’s drive, and CSX Railroad serves the county. The Port of Charleston is easily accessible via major highways and nearby interstates. Abbeville County offers an unbeatable combination of such factors as a diversified industrial base, a high standard of living and quality of life, and a pro-business local government. An available and educated work force can also receive more customized training at nearby Piedmont Technical College.



Total Population

	2010	2018	2023	Growth Rate ¹
Abbeville County	25,417	25,484	25,455	-0.02%
Upstate SC	1,362,073	1,482,416	1,563,925	1.08%
South Carolina	4,625,364	5,108,693	5,437,217	1.25%

¹Projected Annual Growth Rate 2018-2023

Population by Age

	2010	2018	2023
Under 5	6.0%	5.5%	5.3%
5 to 9	6.2%	6.0%	5.8%
10 to 14	6.5%	6.0%	6.3%
15 to 24	13.6%	12.7%	12.6%
25 to 34	9.8%	11.0%	9.9%
35 to 44	12.2%	11.0%	11.1%
45 to 54	14.4%	12.7%	12.0%
55 to 64	14.7%	14.8%	14.1%
65+	16.5%	20.4%	23.1%

34.7% of the population is prime working age

Population by Race & Ethnicity

	2010	2018	2023
White	69.6%	70.5%	70.4%
Black	28.3%	26.7%	26.7%
American Indian/ Alaska Native	0.2%	0.3%	0.3%
Asian	0.3%	0.4%	0.4%
Hawaiian/ Pacific Islander	0.0%	0.0%	0.0%
Some Other Race	0.4%	0.6%	0.6%
Two or More Races	1.1%	1.6%	1.6%
Hispanic Origin (Any Race)	1.0%	1.5%	1.5%

High School Diploma
or Higher



Bachelor's Degree
or Higher



Households & Families

	2010	2018	2023
Total Households	9,990	9,963	9,940
Total Families	6,939	6,814	6,758
Average HH Size	3.0	3.0	3.0
Renter Occupied*	23.4%	23.3%	23.5%
Owner Occupied*	76.6%	76.7%	76.5%

*Housing tenure data is a percentage of total occupied housing units

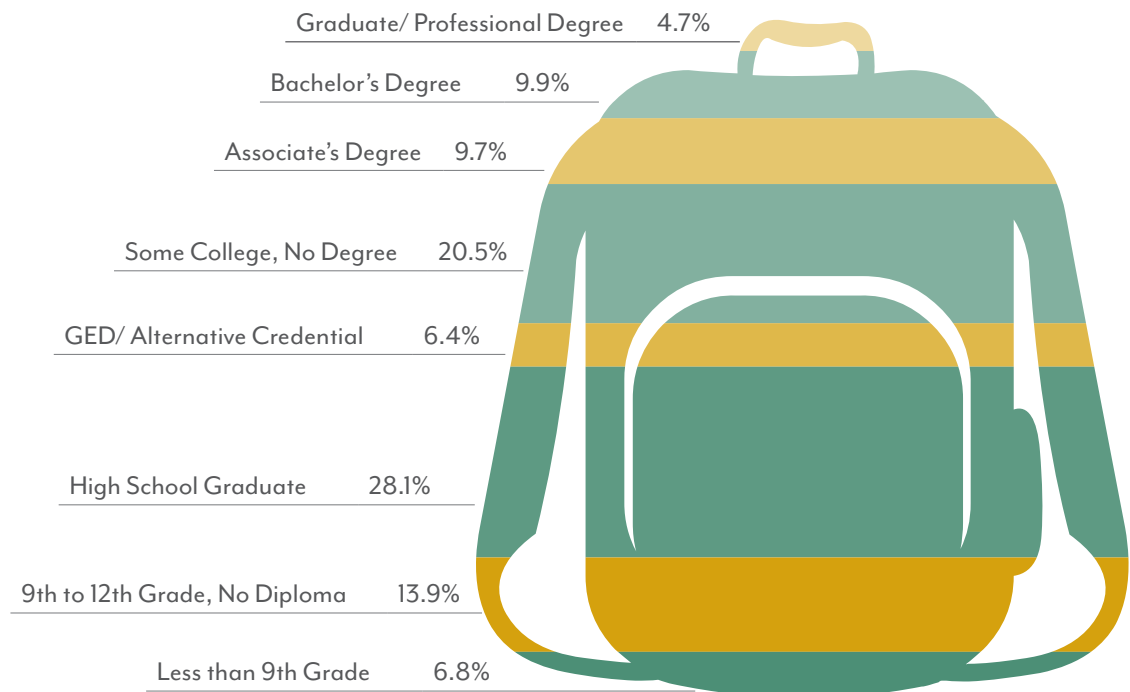
Median Household Income

	2018	2023
Abbeville County	\$36,772	\$37,960
South Carolina	\$50,748	\$56,462
United States	\$58,100	\$65,727

Per Capita Income

	2018	2023
Abbeville County	\$20,015	\$21,881
South Carolina	\$27,697	\$31,565
United States	\$31,950	\$36,530

2018 Highest Education Attainment, Age 25+






Commuting Patterns

Travel Distance to Work

Less than 10 miles	24.7%
10-24 miles	35.1%
25-50 miles	18.4%
50 miles or more	21.7%

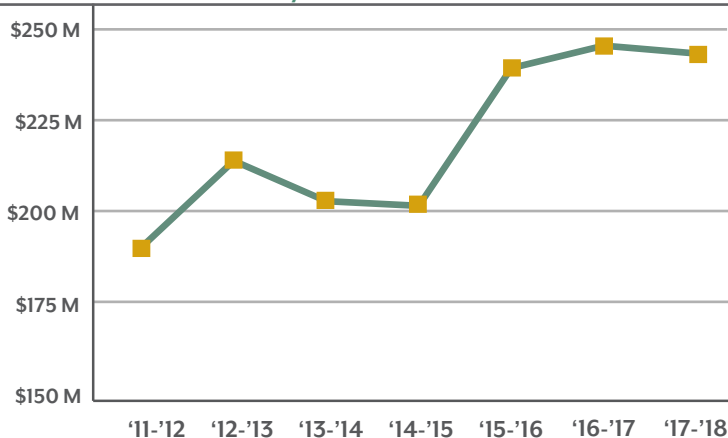
59.8% of workers travel less than 25 miles

Worker Inflow/Outflow



Live and Work in Abbeville County	2,708
Commute into Abbeville County	3,870
Commute Out of Abbeville County	6,615

Gross Retail Sales by Fiscal Year



Where Do Abbeville County Workers Live?

Abbeville County	29.0%
Greenwood County	20.0%
Anderson County	14.6%
Greenville County	7.9%
Richland County	3.9%
Lexington County	3.1%
Laurens County	2.6%
Spartanburg County	2.3%
Aiken County	1.3%
York County	1.0%

Employment by Industry

Industry	Percentage	Count
Agriculture/Mining	1.2%	110
Construction	6.0%	552
Manufacturing	26.1%	2,401
Wholesale Trade	1.8%	166
Retail Trade	7.7%	708
Transportation/Utilities	7.6%	699
Information	1.1%	101
Finance/Insurance/Real Estate	2.9%	267
Services	42.9%	3,947
Public Administration	2.7%	248
Total	100%	9,200

2018 Civilian Population in Labor Force (16+)

Employed	95.6%
Unemployed	4.4%

Business Establishments by Industry



Top 10 Major Employers

Company	Employees	Primary Product (s) / Industry
Abbeville School District Public Schools	453	Education
SAGE Automotive Interiors	416	Automotive upholstery
Flexible & ThermaFlex Technologies, Inc.	415	Plastic flexible vacuum hoses & heating ducts
Prysmian Power Cables & Systems NA	320	Wire & cable
Abbeville Area Medical Center	300	Healthcare
Burnstein von Seelen Precision Casting Corp	200	Nonferrous castings
State Government	153	State of South Carolina Government
Pro Towels Etc.	150	Beach & golf towel screen printing
Erskine College	142	Education
Abbeville Nursing Home	120	Healthcare



Airport Access

Greenville Spartanburg International

- 50 non-stop daily departures
- 16 major cities and 19 major airports across the US
 - Allegiant Air
 - American Airlines
 - Delta
 - Frontier Airlines
 - Southwest Airlines
 - United Airlines

Hester Memorial Airport



Port Access

Inland Port Greer

- 69 Miles from the City of Abbeville
- 124,817 Rail Lifts in 2017
- 20.4% growth from 2016

Port of Charleston

- 184 Miles from the City of Abbeville
- 2.2 M TEUs handled in 2017
- 9.0% growth from 2016



Highway Access

Interstates

- 18 miles to I-85
- 18 miles to I-85

Highways

- US 178
- SC 28
- SC 72



Rail Access

Rail Providers

- CSX



UpstateSCAlliance

Upstate SC Alliance
 John Lummus, President/CEO
 864.283.2300
www.upstatescalliance.com



APPALACHIAN
 COUNCIL OF GOVERNMENTS
Appalachian Council of Governments
 30 Century Circle, Greenville, SC 29607
 864.242.9733
www.scacog.org

Additional Resources

www.investabbevillecounty.com
www.abbevillecountysc.com

www.southcarolinaparks.com
www.sciway.net