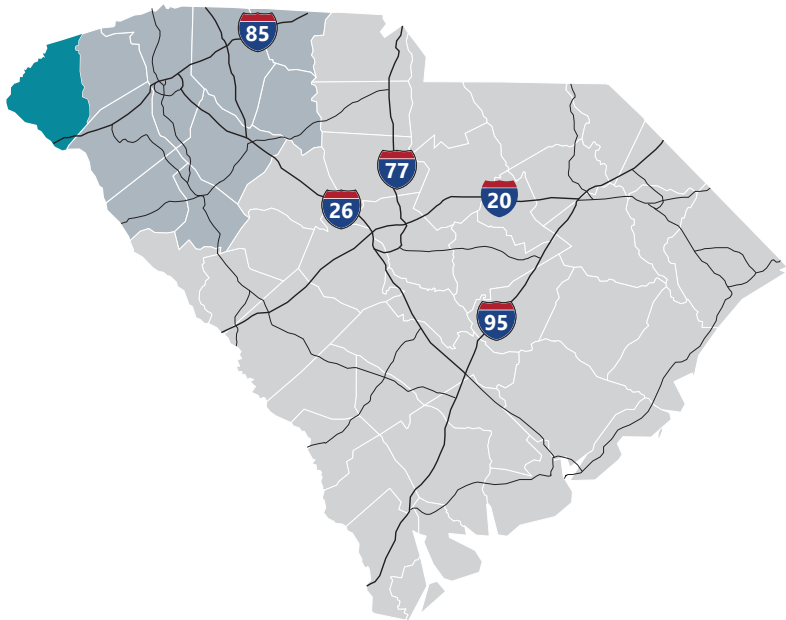


# Enjoy the Best of Both Worlds

## Oconee County

The county was formed in 1868, and the county seat is Walhalla. This area was home to the Cherokees, who gave up their lands in treaties signed in 1777 and 1816. After the American Revolution, settlers from other parts of the state began moving in, including Germans from Charleston who founded Walhalla in 1850. Oconee County is in the foothills of the beautiful Appalachian Mountains and encompasses rivers, lakes, and forests. As one of South Carolina's most scenic and economically stimulating counties, Oconee County is situated in the northwestern corner of the state and is part of one of the nation's fastest growing areas, the I-85 Corridor. With a diversified economic base, Oconee offers a wide variety of occupational and recreational opportunities. The towns of Oconee County are also located on the South Carolina National Heritage Corridor, which extends from the Upstate to Charleston.



### Total Population

	2010	2019	2024	Growth Rate <sup>1</sup>
Oconee County	74,273	79,435	82,466	0.8%
Upstate SC	1,362,073	1,507,423	1,588,080	1.08%
South Carolina	4,625,364	5,195,563	5,526,057	1.25%

<sup>1</sup> Projected Annual Growth Rate 2019-2024

## Population by Age

	2010	2019	2024
Under 5	5.6%	5.0%	4.9%
5 to 9	5.7%	5.4%	5.2%
10 to 14	6.1%	5.6%	5.8%
15 to 24	12.2%	10.5%	10.4%
25 to 34	10.4%	11.5%	10.0%
35 to 44	12.1%	11.1%	11.8%
45 to 54	14.3%	12.5%	11.9%
55 to 64	14.7%	14.9%	14.1%
65+	19.0%	23.4%	25.9%
Median Age	43.4	45.7	46.7

35.1% of the 2019 population is of prime working age

## Population by Race & Ethnicity

	2010	2019	2024
White	87.8%	86.8%	86.0%
Black	7.6%	7.1%	6.9%
American Indian/ Alaska Native	0.2%	0.3%	0.4%
Asian	0.6%	0.9%	1.1%
Hawaiian/ Pacific Islander	0.0%	0.0%	0.0%
Some Other Race	2.3%	2.8%	3.2%
Two or More Races	1.6%	2.0%	2.4%
Hispanic Origin (Any Race)	4.5%	5.6%	6.5%

## Households & Families

	2010	2019	2024
Total Households	30,676	32,854	34,129
Total Families	21,118	22,284	23,036
Average HH Size	2.4	2.4	2.4
Renter Occupied*	24.9%	30.4%	30.3%
Owner Occupied*	75.1%	69.6%	69.7%

\*Housing tenure data is a percentage of total occupied housing units

## Median Household Income

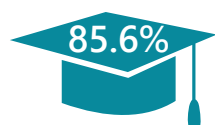
	2019	2024
Oconee County	\$49,153	\$50,736
South Carolina	\$51,389	\$57,210
United States	\$60,548	\$69,180

## Per Capita Income

	2019	2024
Oconee County	\$27,798	\$29,455
South Carolina	\$28,244	\$32,417
United States	\$33,028	\$37,585

## 2019 Highest Education Attainment, Age 25+

High School Diploma  
or Higher



Bachelor's Degree  
or Higher



Graduate/ Professional Degree 11.0%

Bachelor's Degree 14.8%

Associate's Degree 10.1%

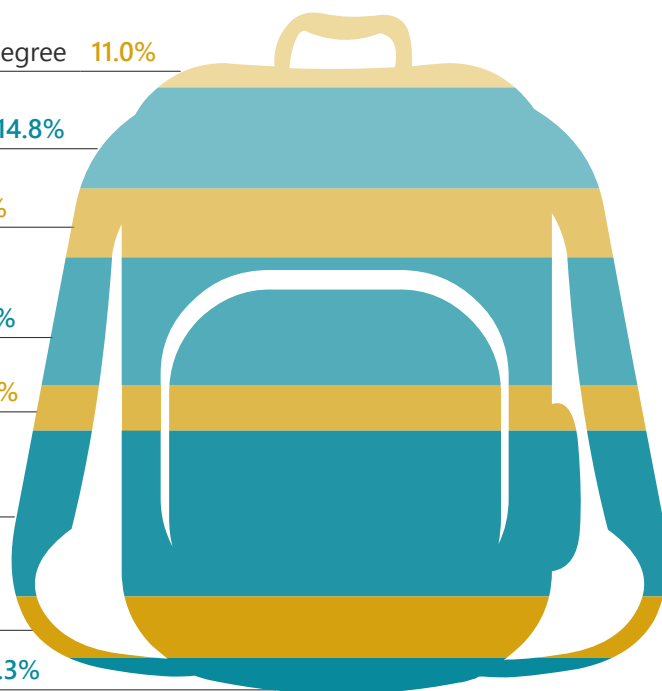
Some College, No Degree 18.7%

GED/ Alternative Credential 6.7%

High School Graduate 24.3%

9th to 12th Grade, No Diploma 9.0%

Less than 9th Grade 5.3%





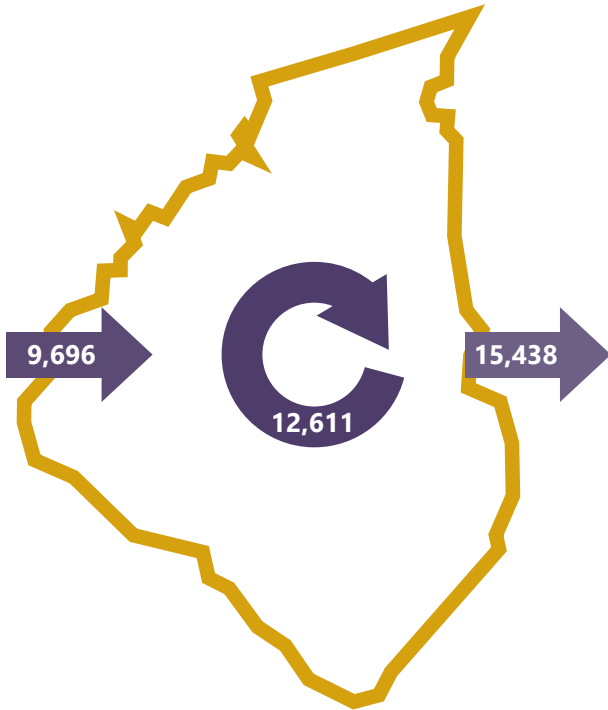
## 2017 Commuting Patterns

### Travel Distance to Work

Less than 10 miles	40.0%
10-24 miles	22.0%
25-50 miles	20.5%
50 miles or more	17.5%

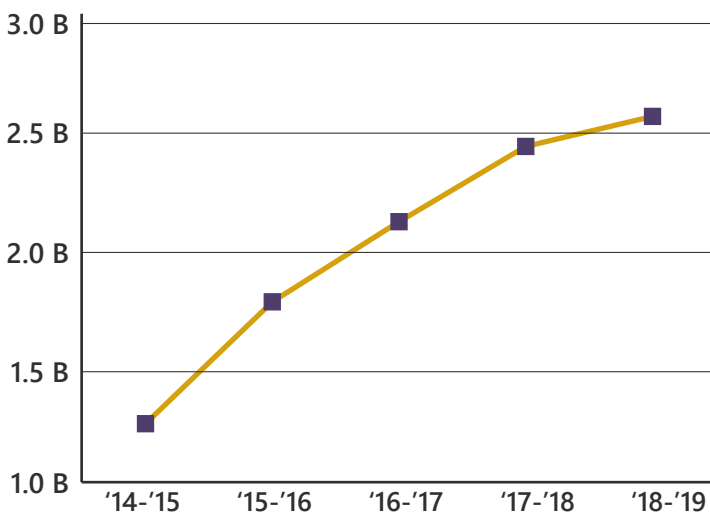
**62.0% of  
workers travel  
less than  
25 miles**

### Worker Inflow/Outflow



Live and Work in Oconee County	12,611
Commute into Oconee County	9,696
Commute Out of Oconee County	15,438

### Gross Retail Sales By Fiscal Year



### Where Do Oconee County Workers Live?

Oconee County	56.5%
Pickens County	10.8%
Anderson County	8.6%
Greenville County	5.7%
Spartanburg County	1.9%
York County	1.2%
Richland County	0.9%
Stephens County, GA	0.9%
Lexington County	0.8%
Sumter County	0.5%


### 2019 Employment by Industry

Agriculture/Mining	1.1%	369
Construction	10.0%	3,465
Manufacturing	19.2%	6,654
Wholesale Trade	1.3%	465
Retail Trade	8.0%	2,781
Transportation/Utilities	5.1%	1,777
Information	0.8%	270
Finance/Insurance/Real Estate	3.5%	1,200
Services	48.5%	16,799
Public Administration	2.5%	869
Total	100%	34,649

### 2019 Civilian Population in Labor Force (16+)

Employed	94.8%
Unemployed	5.2%

### 2019 Business Establishments by Industry



Manufacturing



Retail



Hospitality



Professional  
Services



Transportation  
and Warehousing

## Top 10 Major Employers

Company	Employees	Primary Product / Industry
Oconee County School District	1,531	Public Education, K-12
Duke Energy Corporation	1,314	Energy
Prisma Health	1,300	Health Services
BorgWarner	940	Automotive Transfer Cases
Itron	930	Electronic Measuring Devices
JTEKT	630	Automotive Bearings
Schneider Electric	552	Motor Control Centers
Oconee County	519	County Government
Greenfield Industries	385	Twist Drills
U.S. Engine Valve Corporation	383	Automotive Engine Valves



### Airport Access

Greenville Spartanburg International

- 50 non-stop daily departures
- 16 major cities and 19 major airports across the US
  - Allegiant Air
  - American Airlines
  - Delta
  - Frontier Airlines
  - Southwest Airlines
  - United Airlines

Oconee County Regional Airport



### Port Access

Inland Port Greer

- 55 miles from the City of Seneca
- 121,600 rail lifts in 2018
- 6.4% growth from 2017

Port of Charleston

- 243 miles from the City of Seneca
- 2.3 M TEUs handled in 2018
- 6.4% growth from 2017



### Highway Access

Interstates

- I-85

Highways

- US-76
- US-123
- SC-11
- SC-28



### Rail Access

Rail Providers

- Norfolk-Southern



UpstateSCAlliance

Upstate SC Alliance  
John Lummus, *President/CEO*  
864.283.2300  
[www.upstatescalliance.com](http://www.upstatescalliance.com)



Appalachian Council of Governments  
30 Century Circle, Greenville, SC 29607  
864.242.9733  
[www.scacog.org](http://www.scacog.org)

## Additional Resources

[www.madeinoconee.com](http://www.madeinoconee.com)  
[www.oconeesc.com](http://www.oconeesc.com)

[www.oconeechambersc.com](http://www.oconeechambersc.com)  
[www.upstatealliance.com](http://www.upstatealliance.com)

[www.southcarolinaparks.com](http://www.southcarolinaparks.com)  
[www.sciway.net](http://www.sciway.net)

Sources: ESRI Business Analyst (2019 and 2024 Estimates); US Census Bureau (2010 Census Data); US Bureau of Labor Statistics; Longitudinal Employer-Household Dynamics, US Census Bureau (2017; Commuting Patterns & Where do County Workers Live), Manufacturer's News, Appalachian Council of Governments, Oconee Economic Alliance, and SC Department of Revenue and Taxation (Fiscal Year Retail Sales).