

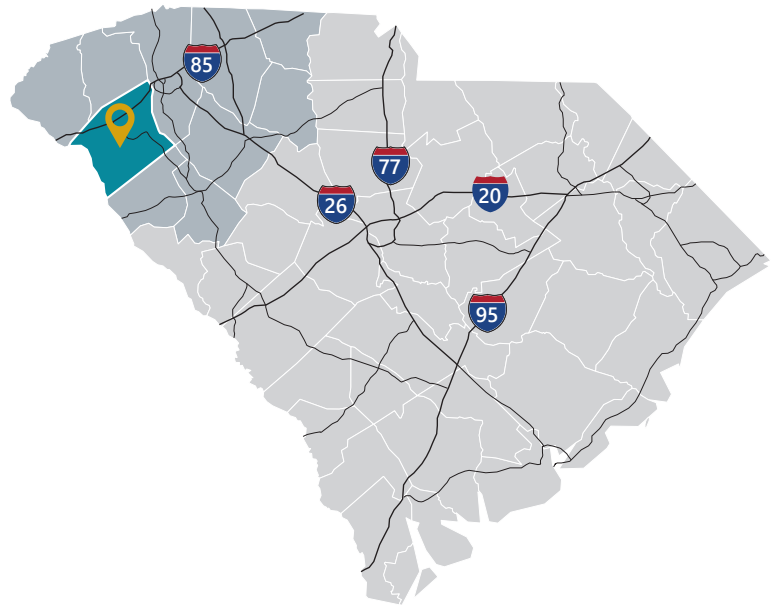
### Total Population

	2010	2020	2025	Growth Rate <sup>1</sup>
City of Anderson	26,686	28,435	29,379	0.66%
Anderson County	187,126	208,587	219,541	1.03%
Upstate SC	1,362,073	1,534,241	1,622,166	1.12%
South Carolina	4,625,364	5,282,232	5,629,430	1.28%

<sup>1</sup> Projected annual growth rate 2020-2025

### Households & Families

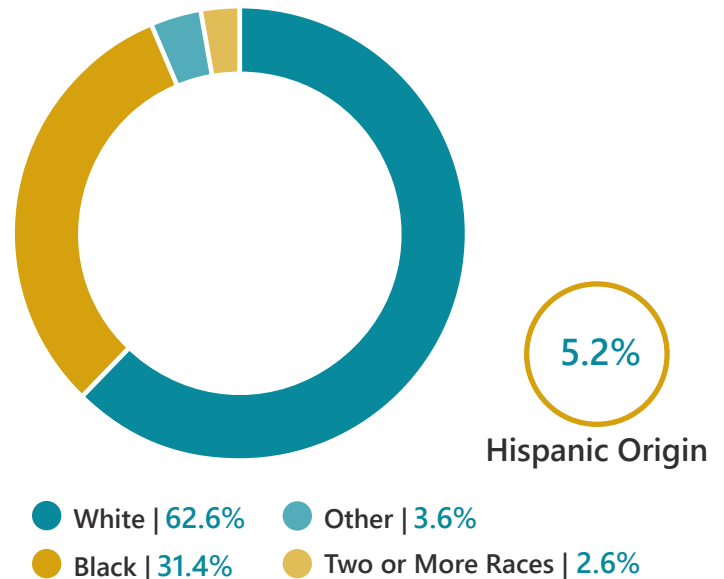
	2010	2020	2025
Total Households	11,080	11,783	12,202
Total Families	6,449	6,802	6,980
Average HH Size	2.25	2.25	2.25



### Population by Age

	2010	2020	2025
Under 5	7.7%	6.6%	6.6%
5 to 9	6.4%	6.3%	6.1%
10 to 14	5.9%	5.9%	6.0%
15 to 24	15.6%	14.7%	14.6%
25 to 34	12.3%	12.5%	11.8%
35 to 44	11.5%	11.3%	11.6%
45 to 54	12.1%	11.3%	10.9%
55 to 64	10.7%	11.7%	11.2%
65+	17.8%	19.9%	21.3%

### 2020 Population By Race & Ethnicity



Under 18

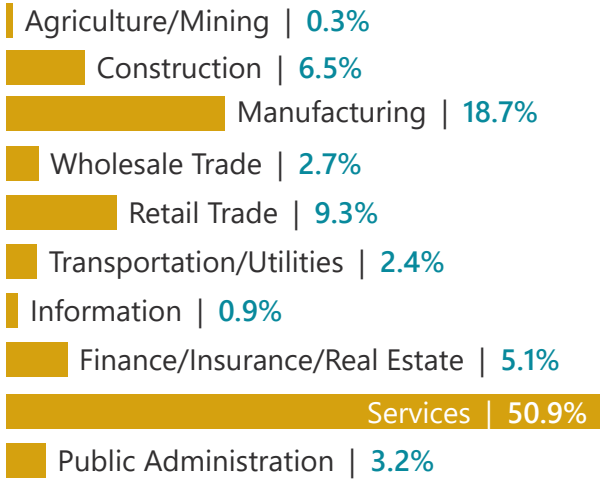


Prime Working Age



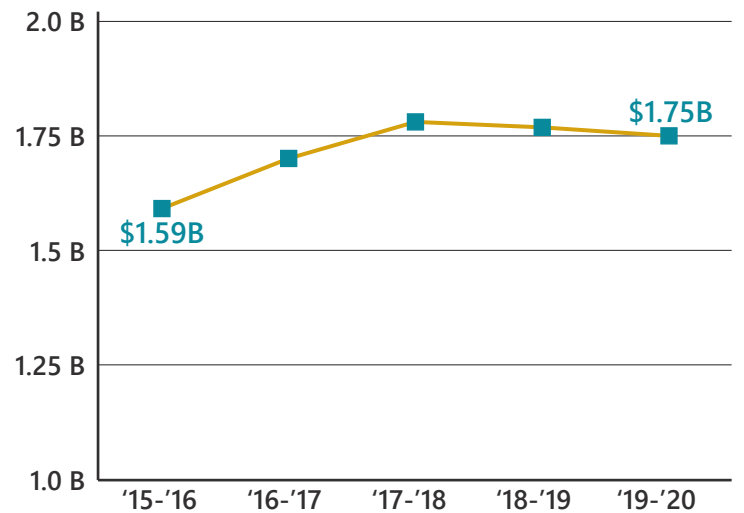
Median Age

## 2020 Employment by Industry

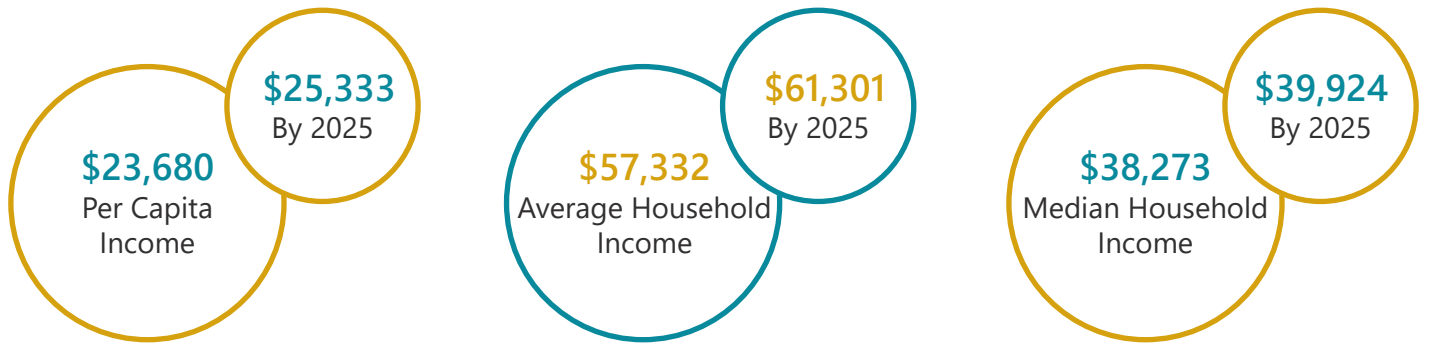


Employed Population, Age 16+ | **11,131** people or **89.2%**

## Gross Retail Sales By Fiscal Year



## 2020 Income




**\$25,333**  
By 2025

**\$61,301**  
By 2025

**\$39,924**  
By 2025

## 2020 Educational Attainment, Age 25+



**Upstate SC Alliance**  
John Lummus, President/CEO  
864.283.2300  
www.upstatescalliance.com



**Appalachian Council of Governments**  
30 Century Circle, Greenville, SC 29607  
864.242.9733  
www.scacog.org



**City of Anderson**  
102 North Murray Avenue, Anderson, SC 296245  
864.231.2605  
www.andersoncityeconomicdevelopment.com