



City of Clinton

Total Population

	2010	2020	2025	Growth Rate ¹
Clinton	8,490	8,110	8,093	-0.04%
Laurens County	66,537	69,125	70,481	0.39%
Upstate SC	1,362,073	1,534,241	1,622,166	1.12%
South Carolina	4,625,364	5,282,232	5,629,430	1.28%

¹ Projected annual growth rate 2020-2025

Households & Families

	2010	2020	2025
Total Households	2,767	2,656	2,650
Total Families	1,700	1,645	1,629
Average HH Size	2.40	2.59	2.59

Population by Age

	2010	2020	2025
Under 5	6.8%	5.7%	5.6%
5 to 9	5.2%	5.5%	5.2%
10 to 14	5.7%	6.0%	6.2%
15 to 24	25.1%	18.5%	18.4%
25 to 34	9.3%	11.6%	10.1%
35 to 44	10.2%	9.8%	10.9%
45 to 54	11.8%	11.4%	10.7%
55 to 64	9.8%	12.5%	11.7%
65+	16.1%	19.1%	21.3%



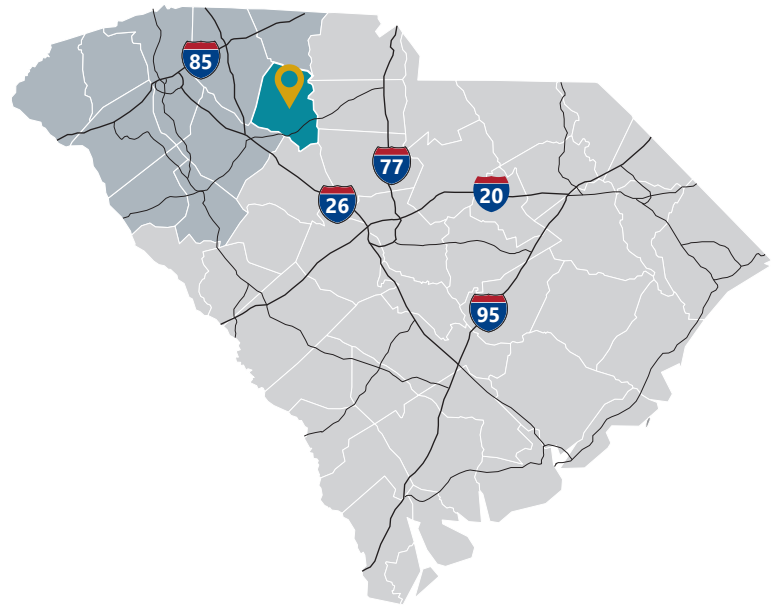
Under 18



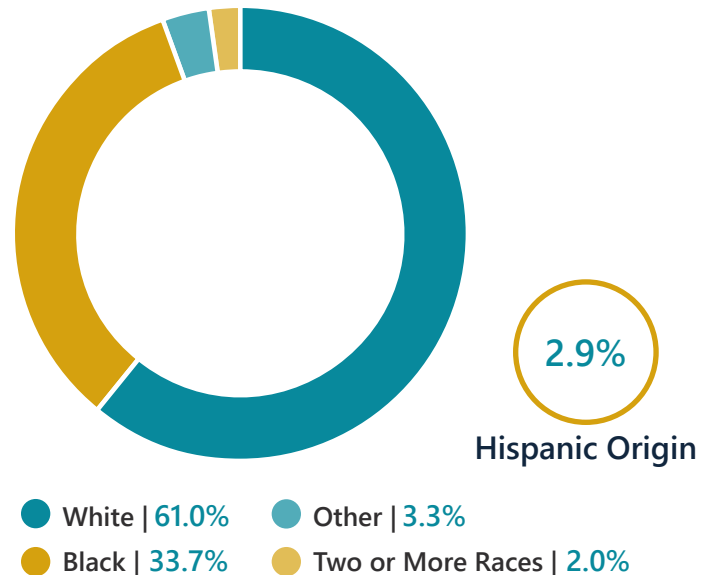
Prime Working Age



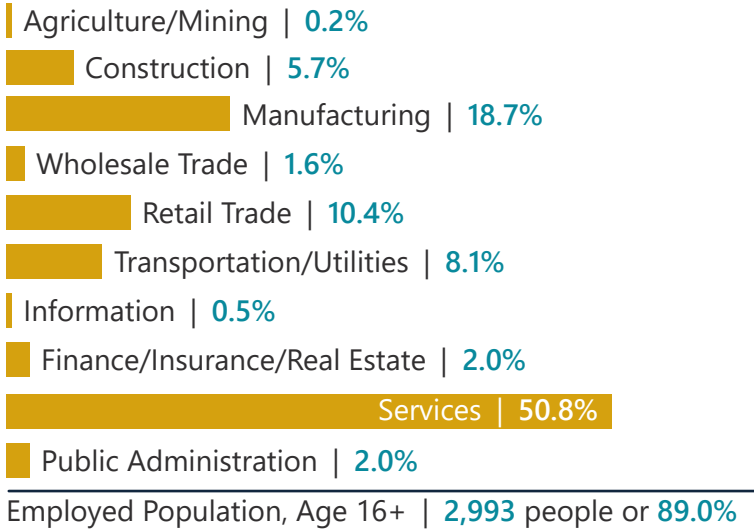
Median Age



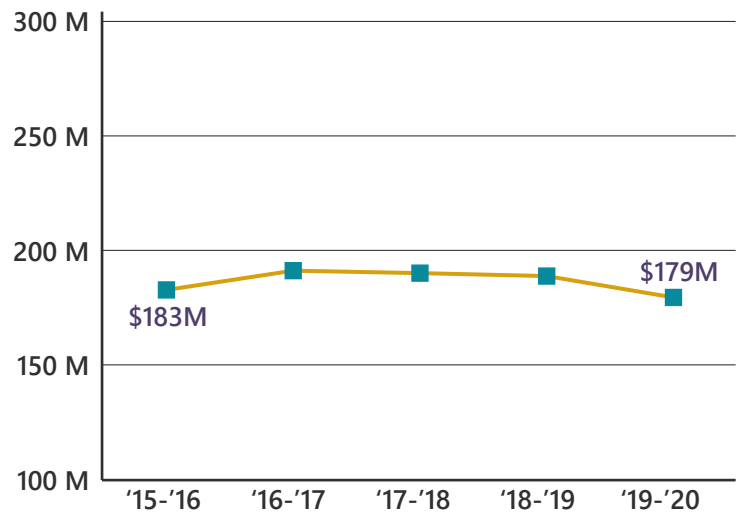
2020 Population By Race & Ethnicity



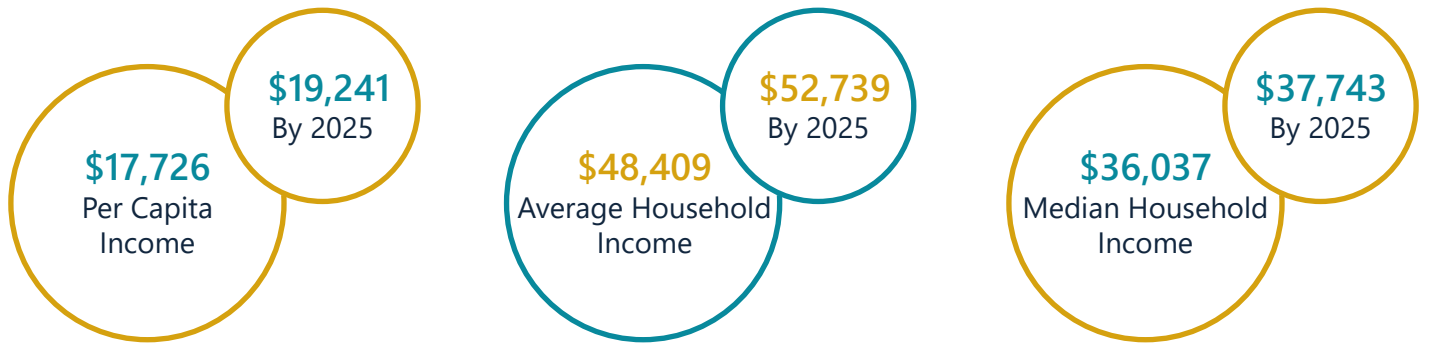
2020 Employment by Industry



Gross Retail Sales By Fiscal Year



2020 Income



2020 Educational Attainment, Age 25+

