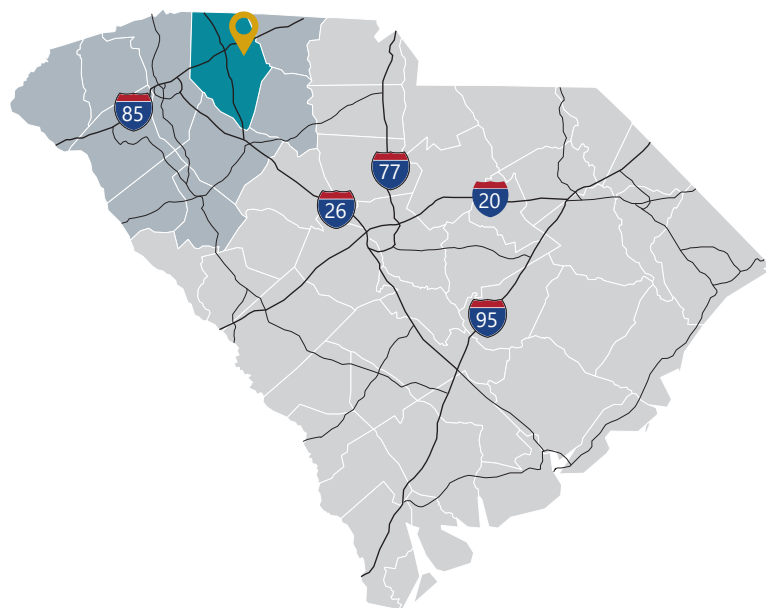




Total Population

	2010	2020	2025	Growth Rate ¹
City of Spartanburg	37,013	40,758	43,074	1.11%
Spartanburg County	284,307	332,410	356,350	1.40%
Upstate SC	1,362,073	1,534,241	1,622,166	1.12%
South Carolina	4,625,364	5,282,232	5,629,430	1.28%

¹ Projected annual growth rate 2020-2025



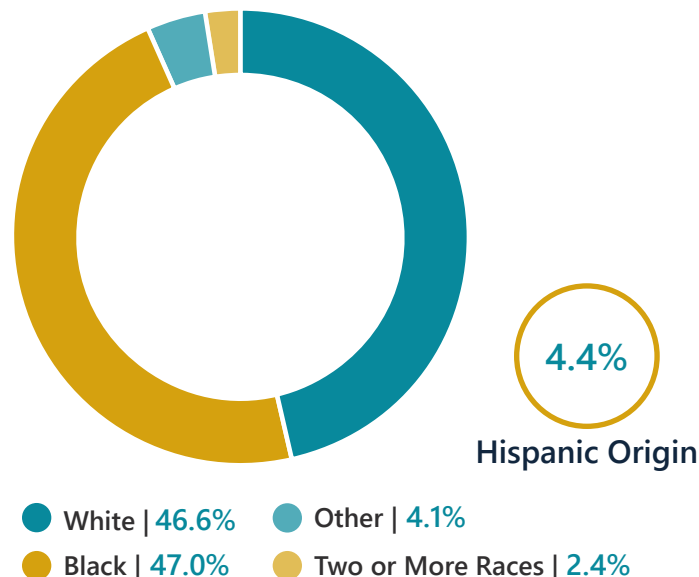
Households & Families

	2010	2020	2025
Total Households	15,184	16,768	17,828
Total Families	8,909	9,537	10,034
Average HH Size	2.27	2.26	2.26

Population by Age

	2010	2020	2025
Under 5	7.6%	6.6%	6.5%
5 to 9	6.3%	6.3%	6.0%
10 to 14	5.7%	5.7%	5.8%
15 to 24	17.8%	15.5%	15.3%
25 to 34	12.0%	12.9%	12.3%
35 to 44	11.3%	10.7%	11.3%
45 to 54	13.0%	11.1%	10.5%
55 to 64	11.6%	12.8%	12.1%
65+	14.5%	18.5%	20.2%

2020 Population By Race & Ethnicity



21.6%

Under 18

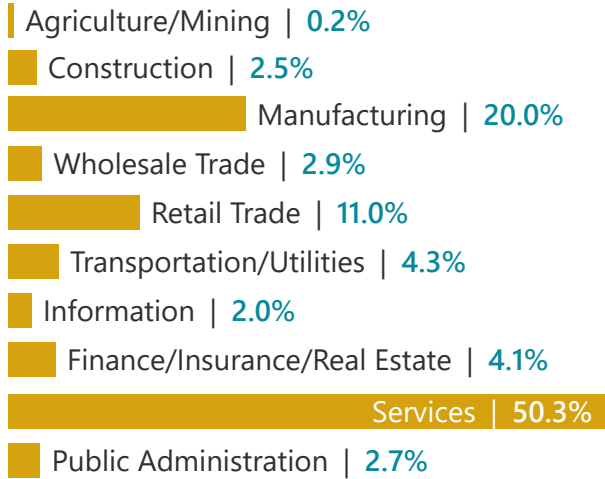
34.7%

Prime Working Age

37.8

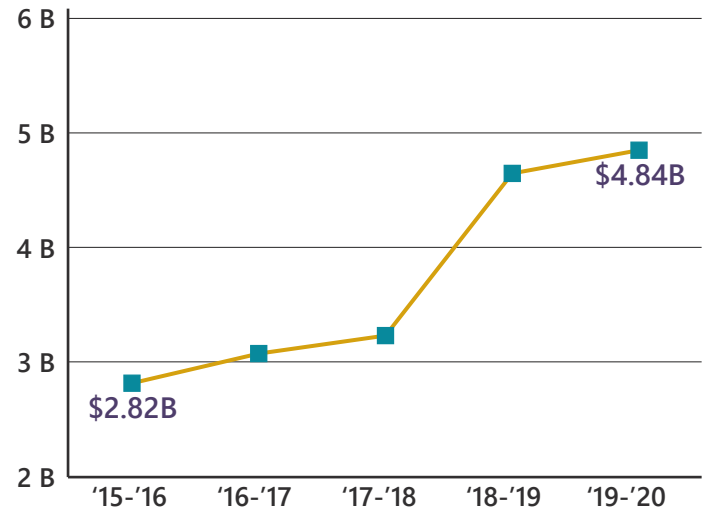
Median Age

2020 Employment by Industry

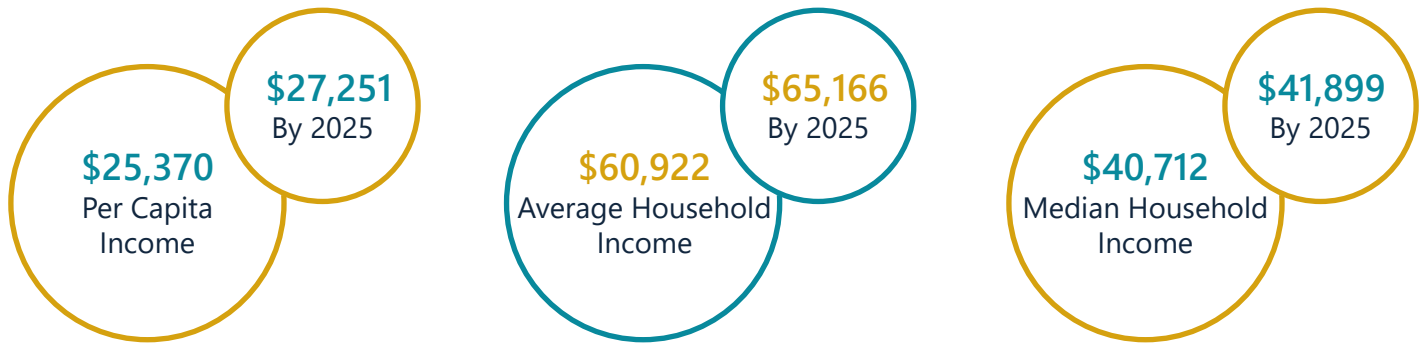


Employed Population, Age 16+ | 15,885 people or 88.9%

Gross Retail Sales By Fiscal Year



2020 Income



2020 Educational Attainment, Age 25+

