



City of Union

Total Population

	2010	2020	2025	Growth Rate ¹
Union	8,393	8,018	7,854	-0.41%
Union County	28,961	28,098	27,678	-0.30%
Upstate SC	1,362,073	1,534,241	1,622,166	1.12%
South Carolina	4,625,364	5,282,232	5,629,430	1.28%

¹ Projected annual growth rate 2020-2025

Households & Families

	2010	2020	2025
Total Households	3,690	3,507	3,429
Total Families	2,254	2,112	2,050
Average HH Size	2.24	2.22	2.22

Population by Age

	2010	2020	2025
Under 5	6.8%	5.9%	5.7%
5 to 9	6.1%	5.9%	5.7%
10 to 14	6.5%	6.0%	6.0%
15 to 24	12.6%	11.0%	10.7%
25 to 34	10.9%	12.4%	11.4%
35 to 44	11.5%	10.9%	11.3%
45 to 54	14.0%	11.9%	11.1%
55 to 64	13.5%	13.8%	13.2%
65+	17.9%	22.3%	24.9%



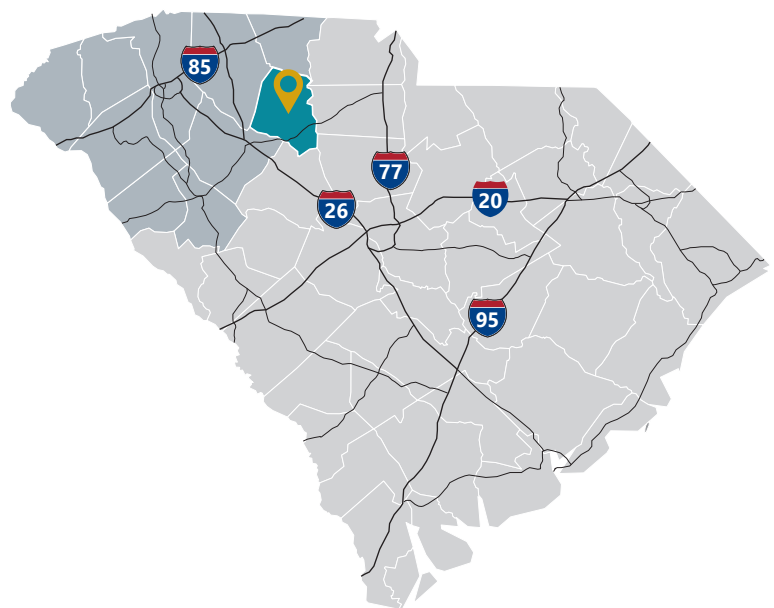
Under 18



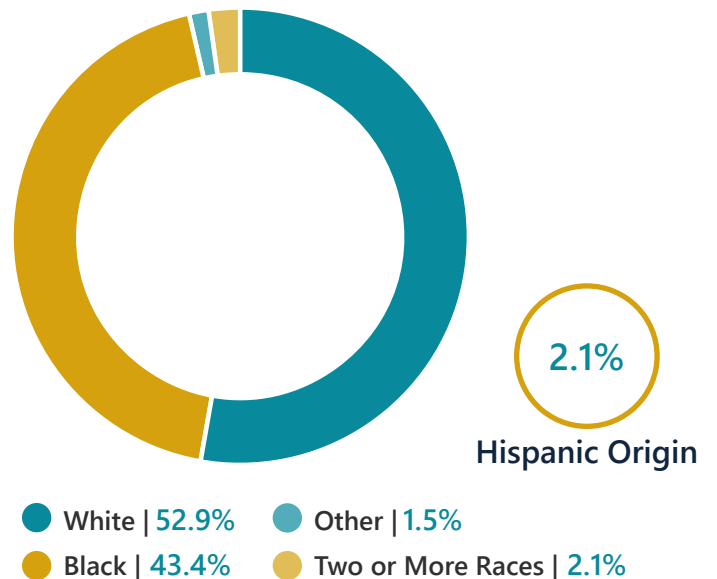
Prime Working Age




Median Age



2020 Population By Race & Ethnicity

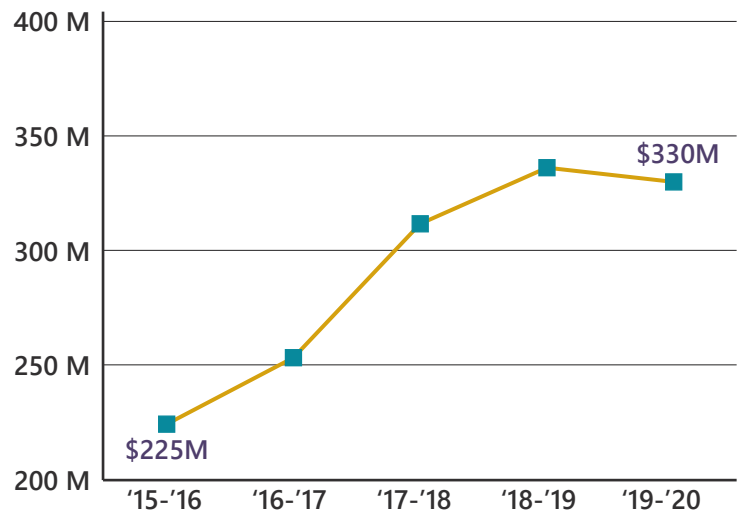


2020 Employment by Industry

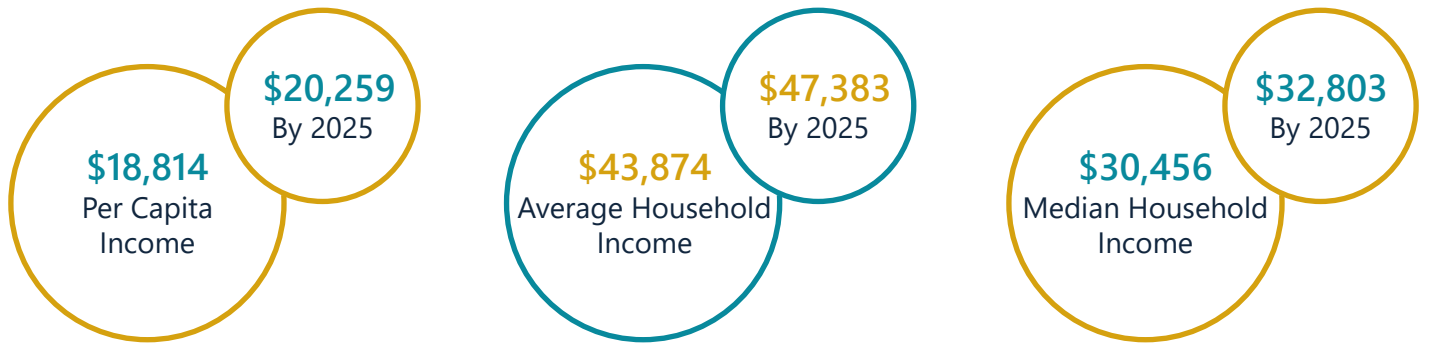


Employed Population, Age 16+ | 3,128 people or 88.1%


Gross Retail Sales By Fiscal Year



2020 Income



2020 Educational Attainment, Age 25+



Upstate SC Alliance
John Lummus, President/CEO
864.283.2300
www.upstatescalliance.com



Appalachian Council of Governments
30 Century Circle, Greenville, SC 29607
864.242.9733
www.scacog.org



City Union
101 Sharpe Avenue, PO Box 987, Union, SC 29379
864.429.1700
www.cityofunion.net