



City of Clinton

Total Population

	2010	2021	2026	Growth Rate ¹
Clinton	8,490	8,101	8,091	-0.02%
Laurens County	66,537	69,801	71,270	0.42%
Upstate SC	1,362,073	1,544,124	1,631,029	1.10%
South Carolina	4,625,364	5,321,206	5,665,411	1.26%

¹ Projected annual growth rate 2021-2026

Households & Families

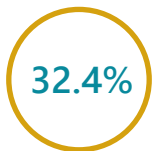
	2010	2021	2026
Total Households	2,767	2,667	2,663
Total Families	1,700	1,649	1,634
Average HH Size	2.40	2.59	2.59

Population by Age

	2010	2021	2026
Under 5	6.8%	5.6%	5.5%
5 to 9	5.2%	5.2%	5.0%
10 to 14	5.7%	5.9%	6.0%
15 to 24	25.1%	18.5%	18.3%
25 to 34	9.3%	11.4%	10.1%
35 to 44	10.2%	9.8%	10.7%
45 to 54	11.8%	11.2%	10.8%
55 to 64	9.8%	12.4%	11.5%
65+	16.1%	20.0%	22.1%



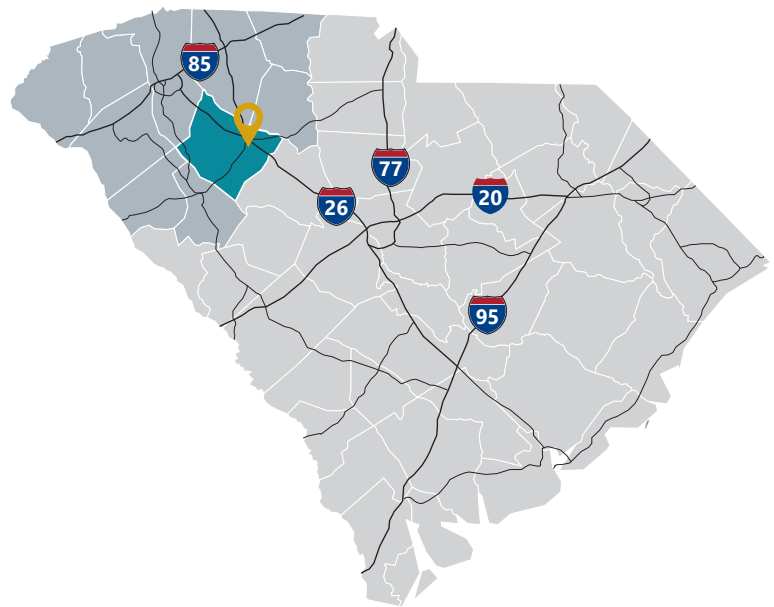
Under 18



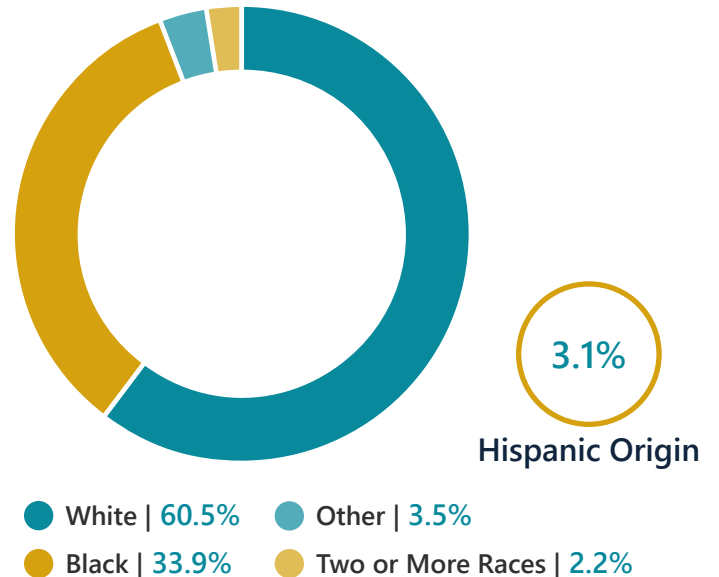
Prime Working Age



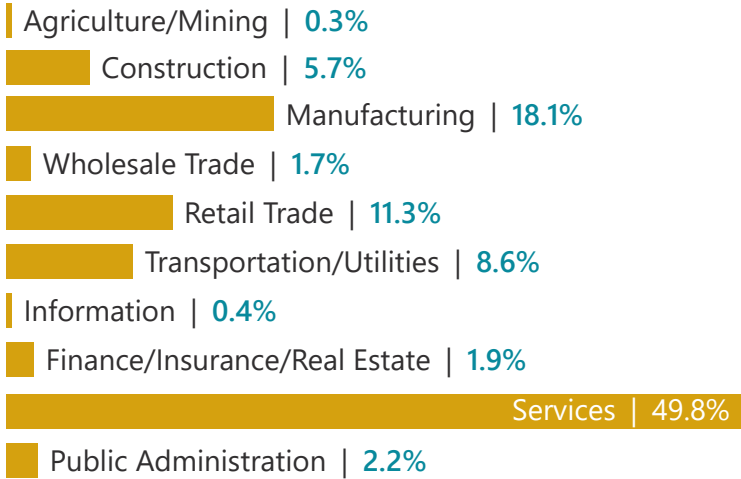
Median Age



2021 Population By Race & Ethnicity

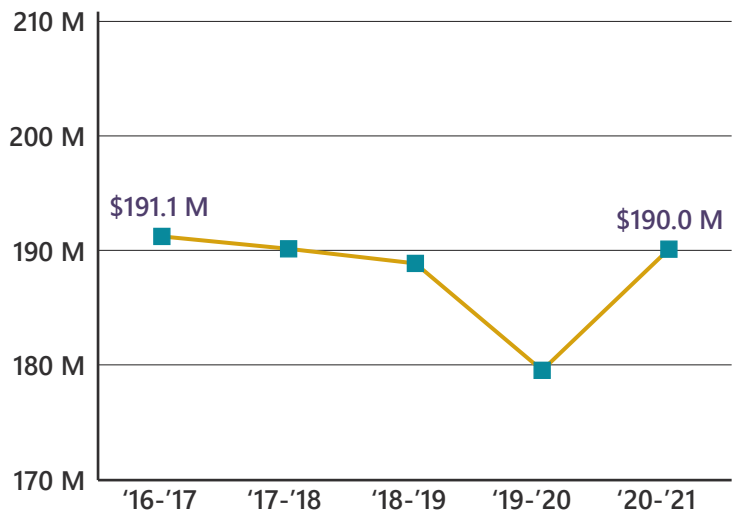


2021 Employment by Industry

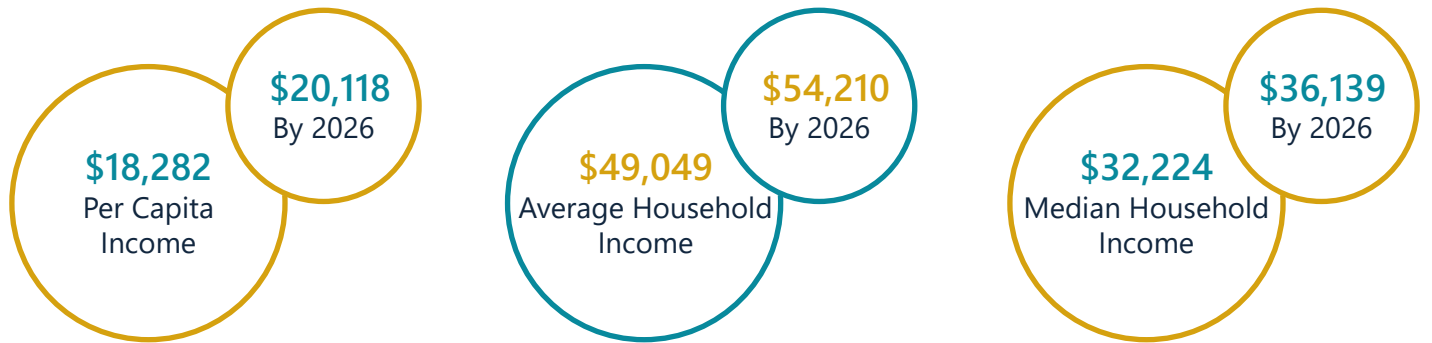


Employed Population, Age 16+ | 3,251 people or 93.9%


Gross Retail Sales By Fiscal Year



2021 Income



2021 Educational Attainment, Age 25+



Upstate SC Alliance
John Lummus, President/CEO
864.283.2300
www.upstatescalliance.com



Appalachian Council of Governments
30 Century Circle, Greenville, SC 29607
864.242.9733
www.scacog.org



City of Clinton
211 N. Broad Street, Suite A, Clinton, SC 29325
864.833.7500
www.cityofclinton.com