



City of Spartanburg

Total Population

	2010	2021	2026	Growth Rate ¹
Spartanburg	37,013	40,098	42,042	0.95%
Spartanburg County	284,307	331,427	354,621	1.36%
Upstate SC	1,362,073	1,544,124	1,631,029	1.10%
South Carolina	4,625,364	5,321,206	5,665,411	1.26%

¹ Projected annual growth rate 2021-2026

Households & Families

	2010	2021	2026
Total Households	15,184	16,603	17,515
Total Families	8,909	9,400	9,808
Average HH Size	2.27	2.25	2.25

Population by Age

	2010	2021	2026
Under 5	7.6%	6.5%	6.4%
5 to 9	6.3%	6.3%	6.0%
10 to 14	5.7%	5.6%	5.8%
15 to 24	17.8%	15.2%	15.1%
25 to 34	12.0%	13.0%	12.3%
35 to 44	11.3%	10.8%	11.4%
45 to 54	13.0%	10.7%	10.4%
55 to 64	11.6%	12.7%	11.8%
65+	14.5%	19.3%	20.8%



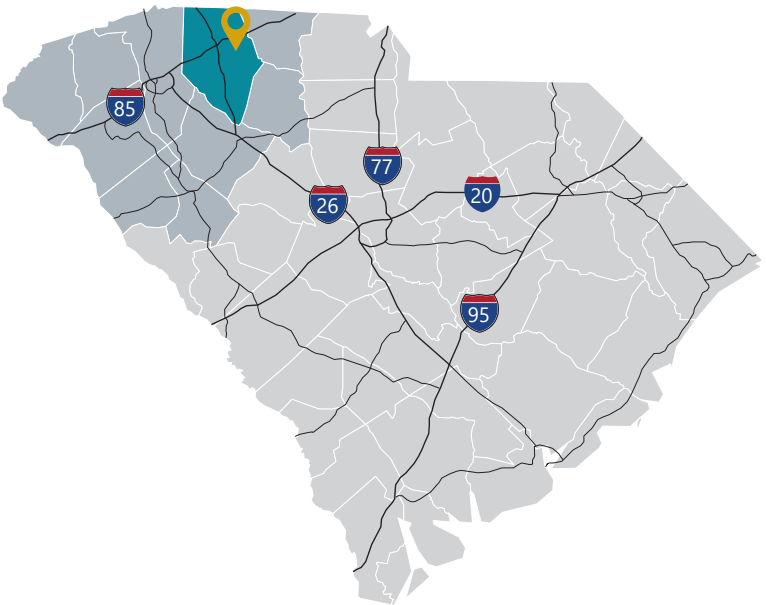
Under 18



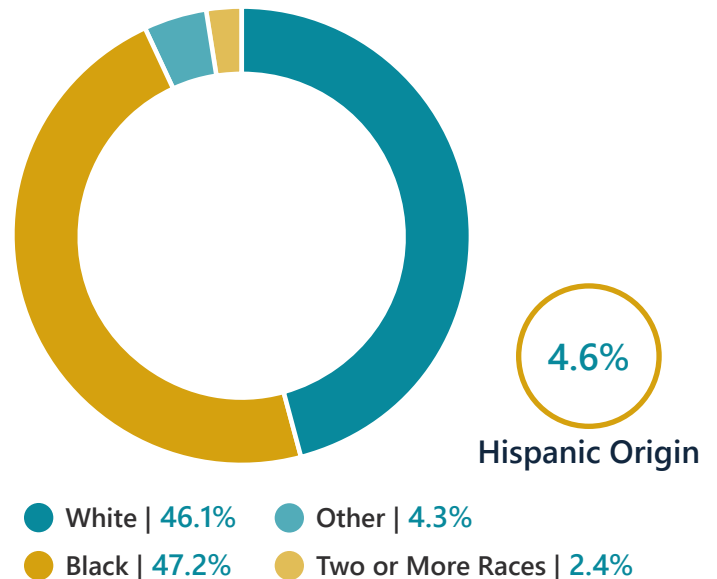
Prime Working Age



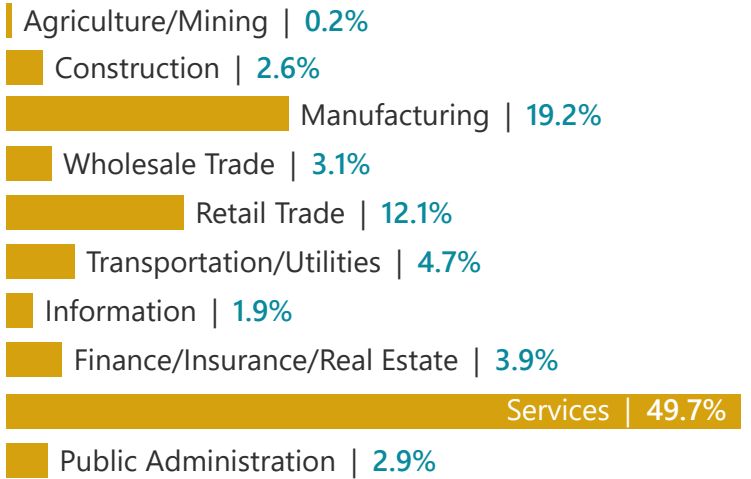
Median Age



2021 Population By Race & Ethnicity

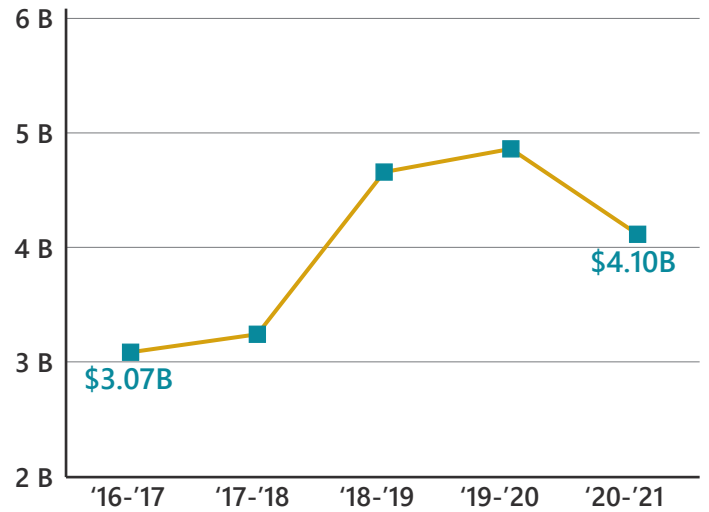


2021 Employment by Industry

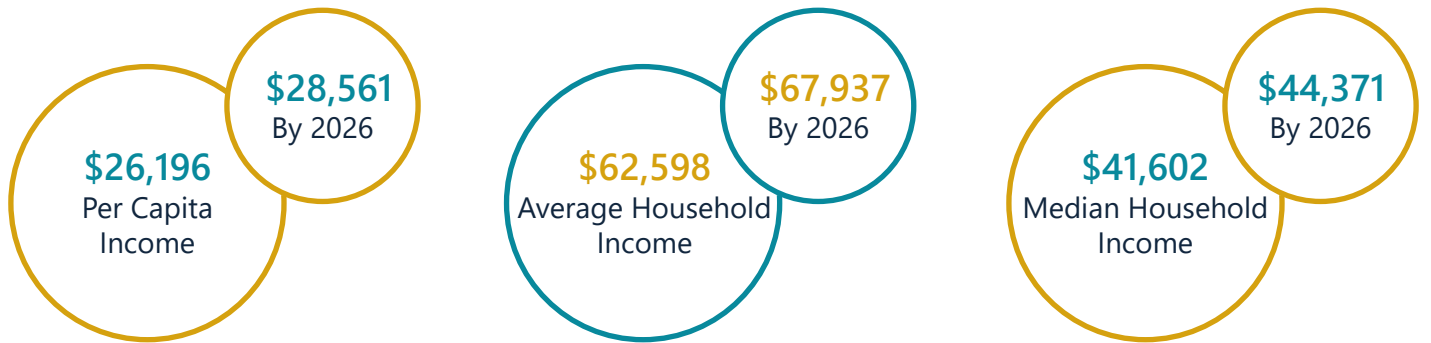


Employed Population, Age 16+ | 16,789 people or 93.8%

Gross Retail Sales By Fiscal Year



2021 Income




\$28,561
By 2026

\$67,937
By 2026

\$44,371
By 2026

2021 Educational Attainment, Age 25+



 UpstateSCAlliance
Upstate SC Alliance
John Lummus, President/CEO
864.283.2300
www.upstatescalliance.com

 APPALACHIAN
COUNCIL OF GOVERNMENTS
Appalachian Council of Governments
30 Century Circle, Greenville, SC 29607
864.242.9733
www.scacog.org

 SPARTANBURG
City of Spartanburg
145 W. Broad Street, Spartanburg, SC 29306
864.596.2000
www.cityofspartanburg.org