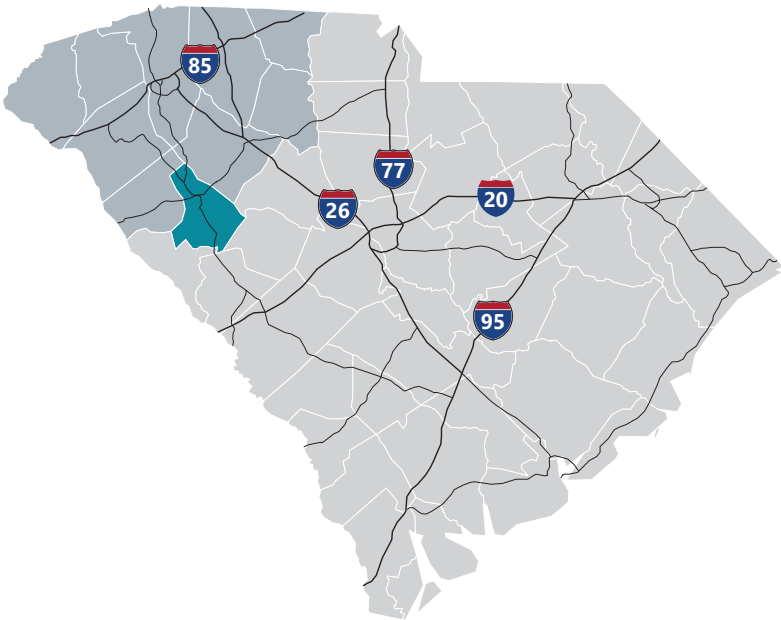




Greenwood County

The City of Greenwood, the county seat, is located near the center of the county. The county takes its name from the plantation of an early resident, John McGehee, Jr. The area is accessible to three major interstates and only hours away from both the mountains and the coast. Since 1950, Greenwood County has experienced diversified industrial growth with construction of new facilities by major corporations. The county is home to the George W. Park Seed Company, Fujifilm Manufacturing USA, and Velux, whose research and development divisions are on the cutting edge of science and technology. Piedmont Technical College and Lander University in Greenwood provide quality educational opportunities for individuals to acquire the knowledge and skills for employment in engineering, industrial technology, business, health, liberal arts, and public service, or for transfer to senior colleges and universities.



Total Population

	2010	2021	2026	Growth Rate ¹
Greenwood County	69,661	72,087	73,514	0.39%
Upstate SC	1,362,073	1,544,124	1,631,029	1.10%
South Carolina	4,625,364	5,321,206	5,665,411	1.26%

¹Projected Annual Growth Rate 2021-2026

Population by Age

	2010	2021	2026
Under 5	6.8%	6.0%	5.9%
5 to 9	6.2%	6.2%	6.0%
10 to 14	6.6%	6.2%	6.4%
15 to 24	14.8%	12.5%	12.6%
25 to 34	12.2%	13.6%	12.0%
35 to 44	12.6%	11.8%	12.7%
45 to 54	13.5%	11.8%	11.4%
55 to 64	12.1%	12.6%	12.3%
65+	15.1%	19.3%	20.8%
Median Age	37.8	39.5	40.4

Households & Families

	2010	2021	2026
Total Households	27,547	28,923	29,624
Total Families	18,438	18,960	19,303
Average HH Size	2.43	2.40	2.39
Renter Occupied*	34.6%	38.3%	37.5%
Owner Occupied*	65.4%	61.7%	62.5%

*Housing tenure data is a percentage of total occupied housing units

Median Household Income

	2021	2026
Greenwood County	\$42,144	\$45,604
South Carolina	\$55,711	\$61,082
United States	\$64,730	\$72,932

Population by Race & Ethnicity

	2010	2021	2026
White	62.9%	61.8%	61.1%
Black	31.4%	30.8%	30.6%
American Indian/ Alaska Native	0.3%	0.3%	0.3%
Asian	0.8%	1.3%	1.6%
Hawaiian/ Pacific Islander	0.0%	0.1%	0.1%
Some Other Race	3.5%	4.0%	4.2%
Two or More Races	1.2%	1.8%	2.1%
Hispanic Origin (Any Race)	5.4%	6.2%	6.6%

Per Capita Income

	2021	2026
Greenwood County	\$23,849	\$26,384
South Carolina	\$30,714	\$34,369
United States	\$35,106	\$39,378

2021 Highest Education Attainment, Age 25+

High School Diploma
or Higher



Bachelor's Degree
or Higher



Graduate/ Professional Degree 9.8%

Bachelor's Degree 17.1%

Associate's Degree 12.4%

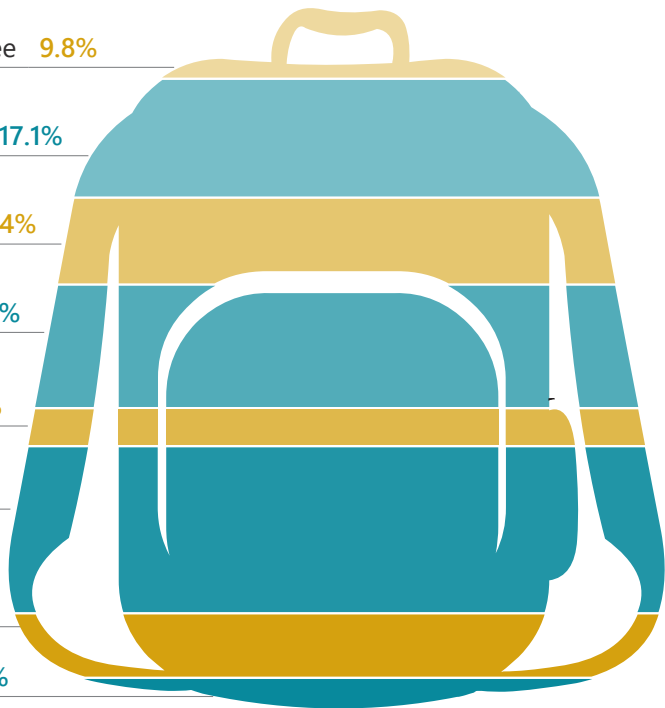
Some College, No Degree 17.8%

GED/ Alternative Credential 5.2%

High School Graduate 24.2%

9th to 12th Grade, No Diploma 9.1%

Less than 9th Grade 4.3%





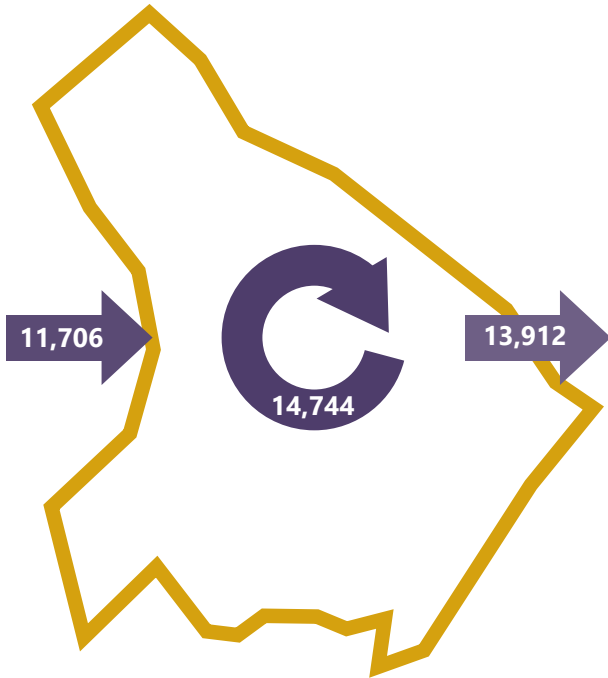
2018 Commuting Patterns

Travel Distance to Work

Less than 10 miles	46.8%
10-24 miles	13.6%
25-50 miles	18.2%
50 miles or more	21.4%

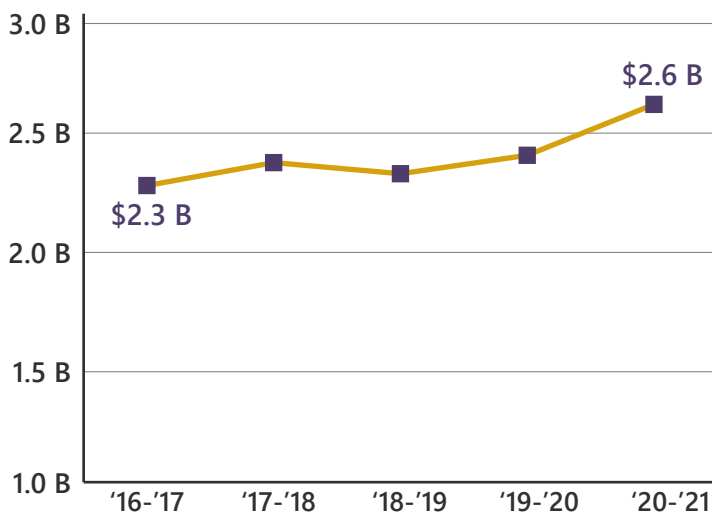
**60.4% of
workers travel
less than
25 miles**

Worker Inflow/Outflow



Live and Work in Greenwood County	14,744
Commute into Greenwood County	11,706
Commute Out of Greenwood County	13,912

Gross Retail Sales by Fiscal Year



Where Do Greenwood County Workers Live?

Greenwood County	55.7%
Abbeville County	7.2%
Laurens County	6.2%
Anderson County	4.1%
Greenville County	3.7%
Saluda County	1.9%
Spartanburg County	1.9%
Richland County	1.8%
McCormick County	1.6%
Newberry County	1.3%

2021 Employment by Industry

Agriculture/Mining	1.6%	504
Construction	5.0%	1,604
Manufacturing	22.9%	7,394
Wholesale Trade	2.3%	739
Retail Trade	11.0%	3,557
Transportation/Utilities	4.7%	1,521
Information	0.8%	261
Finance/Insurance/Real Estate	3.2%	1,044
Services	45.0%	14,549
Public Administration	3.6%	1,152
Total	100%	32,325


2021 Civilian Population in Labor Force (16+)

Labor Force	35,289
Unemployed	8.4%

2021 Business Establishments by Industry



Manufacturing



Retail



Hospitality



Professional
Services



Transportation
and Warehousing

Top 5 Manufacturing Employers

Company	Employees	Primary Product(s)
Eaton Corporation	1,275	Switchgears, switchboard equipment
Fujifilm	1,000	Photographic products (film, paper, cameras)
Carolina Pride Foods	925	Meat products
Lonza	605	Pharmaceutical preparations, medicine capsules
Cardinal Health	500	Medical products

Top 5 Non-Manufacturing Employers

Company	Employees	Industry
Self Regional Healthcare	2,284	Health Services
Greenwood County School Districts	1,611	Public Education, K-12
Piedmont Technical College	525	Higher Education
Lander University	446	Higher Education
Greenwood County	384	Local Government



Airport Access

- Greenville Spartanburg International
- 50 non-stop daily departures
 - 17 major cities and airports across the US
 - Allegiant Air
 - American Airlines
 - Delta
 - Southwest Airlines
 - United Airlines
 - 1.2M passengers flown in FY2021
 - 84,217 tons of air cargo moved in FY2021

Greenwood County Airport



Port Access

- Inland Port Greer
- 63 miles from the City of Greenwood
 - 157,842 rail lifts in FY2021
 - 12.3% growth from FY2020
- Port of Charleston
- 171 miles from the City of Greenwood
 - 2.5 M TEUs handled in FY2021
 - 9.63% growth from FY2020



Highway Access

- Interstates
- 16 miles to I-385
 - 19 miles to I-26
- Highways
- US-25
 - US-178
 - US-221
 - SC-34
 - SC-272



Rail Access

- Rail Providers
- CSX



UpstateSCAlliance

Upstate SC Alliance
John Lummus, *President/CEO*
864.283.2300
www.upstatescalliance.com



Appalachian Council of Governments
30 Century Circle, Greenville, SC 29607
864.242.9733
www.scacog.org

Additional Resources

www.greenwoodcounty-sc.gov
www.greenwood-sc.gov

www.greenwoodscchamber.org
www.upstateforever.org

www.southcarolinaparks.com
www.sciway.net

Sources: ESRI Business Analyst (2021 and 2026 Estimates); US Census Bureau (2010 Census Data); US Bureau of Labor Statistics; Longitudinal Employer-Household Dynamics, US Census Bureau (2018; Commuting Patterns & Where do County Workers Live), Manufacturer's News, Appalachian Council of Governments, Upstate SC Alliance, and SC Department of Revenue and Taxation (Fiscal Year Retail Sales).