

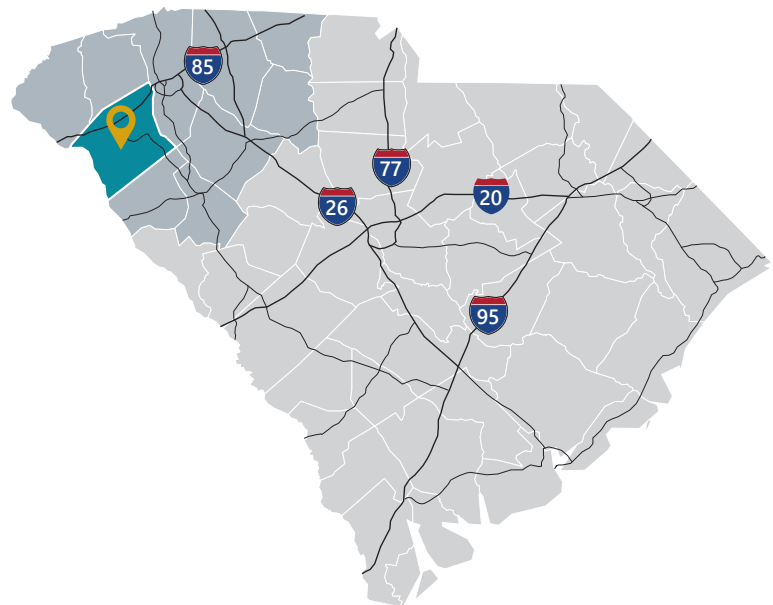
Total Population

	2010	2021	2026	Growth Rate ¹
Anderson City	26,686	28,575	29,548	0.67%
Anderson County	187,126	209,968	221,069	1.04%
Upstate SC	1,362,073	1,544,124	1,631,029	1.10%
South Carolina	4,625,364	5,321,206	5,665,411	1.26%

¹ Projected annual growth rate 2021-2026

Households & Families

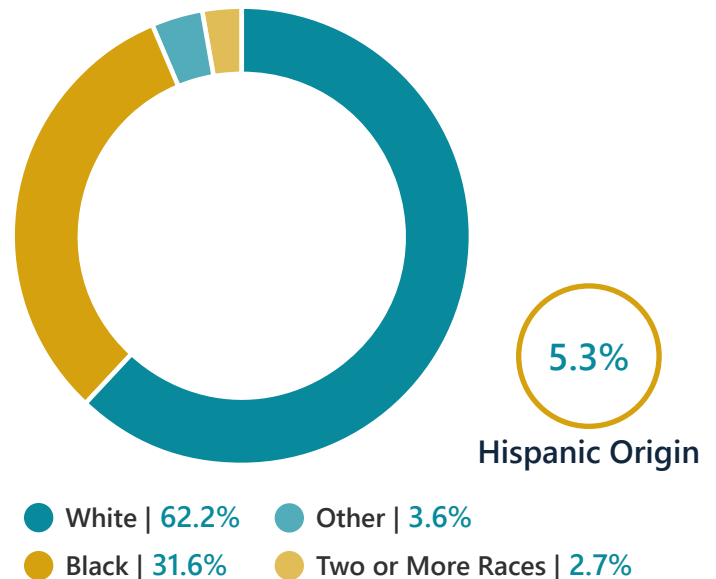
	2010	2021	2026
Total Households	11,080	11,846	12,285
Total Families	6,449	6,822	7,010
Average HH Size	2.25	2.25	2.25



Population by Age

	2010	2021	2026
Under 5	7.7%	6.4%	6.5%
5 to 9	6.4%	6.2%	6.0%
10 to 14	5.9%	5.8%	5.9%
15 to 24	15.6%	14.7%	14.7%
25 to 34	12.3%	12.4%	11.7%
35 to 44	11.5%	11.4%	11.7%
45 to 54	12.1%	11.0%	10.9%
55 to 64	10.7%	11.7%	11.0%
65+	17.8%	20.5%	21.7%

2021 Population By Race & Ethnicity



Under 18

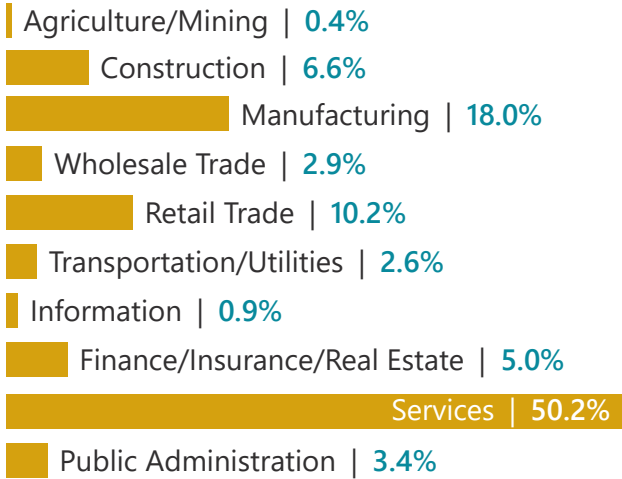


Prime Working Age



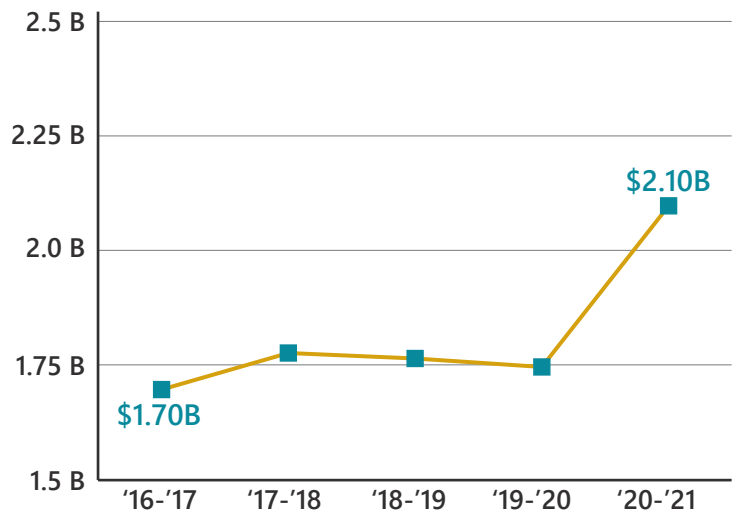
Median Age

2021 Employment by Industry

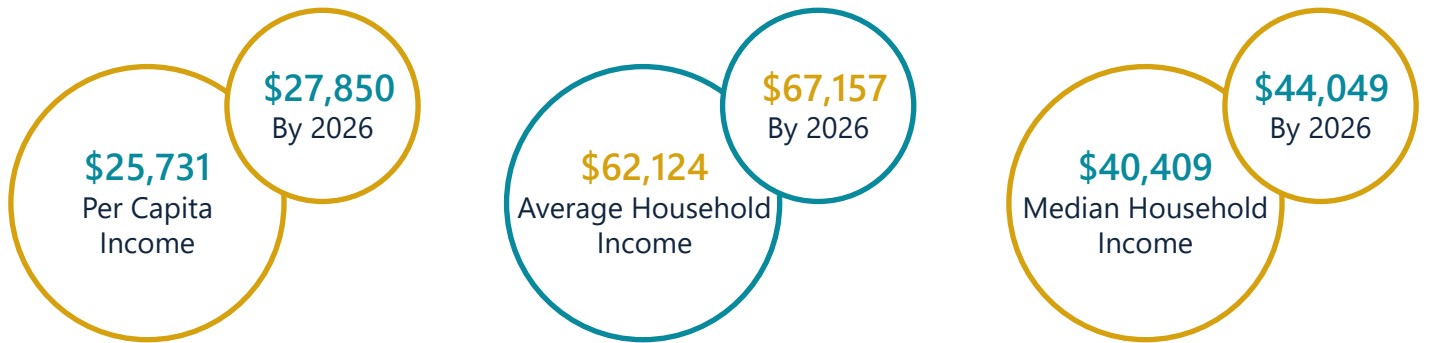


Employed Population, Age 16+ | 12,306 people or 94.7%


Gross Retail Sales By Fiscal Year



2021 Income



2021 Educational Attainment, Age 25+



Upstate SC Alliance
John Lummus, President/CEO
864.283.2300
www.upstatescalliance.com

Appalachian Council of Governments
30 Century Circle, Greenville, SC 29607
864.242.9733
www.scacog.org

City of Anderson
102 North Murray Avenue, Anderson, SC 296245
864.231.2605
www.andersoncityeconomicdevelopment.com