



City of Clinton

Total Population

	2010	2021	2026	Growth Rate ¹
Clinton	8,490	8,101	8,091	-0.02%
Laurens County	66,537	69,801	71,270	0.42%
Upstate SC	1,362,073	1,544,124	1,631,029	1.10%
South Carolina	4,625,364	5,321,206	5,665,411	1.26%

¹ Projected annual growth rate 2021-2026

Households & Families

	2010	2021	2026
Total Households	2,767	2,667	2,663
Total Families	1,700	1,649	1,634
Average HH Size	2.40	2.59	2.59

Population by Age

	2010	2021	2026
Under 5	6.8%	5.6%	5.5%
5 to 9	5.2%	5.2%	5.0%
10 to 14	5.7%	5.9%	6.0%
15 to 24	25.1%	18.5%	18.3%
25 to 34	9.3%	11.4%	10.1%
35 to 44	10.2%	9.8%	10.7%
45 to 54	11.8%	11.2%	10.8%
55 to 64	9.8%	12.4%	11.5%
65+	16.1%	20.0%	22.1%



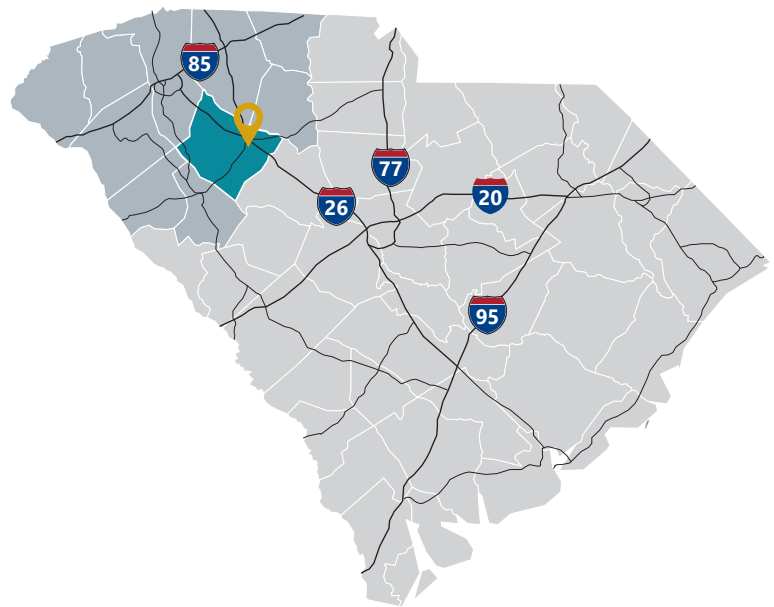
Under 18



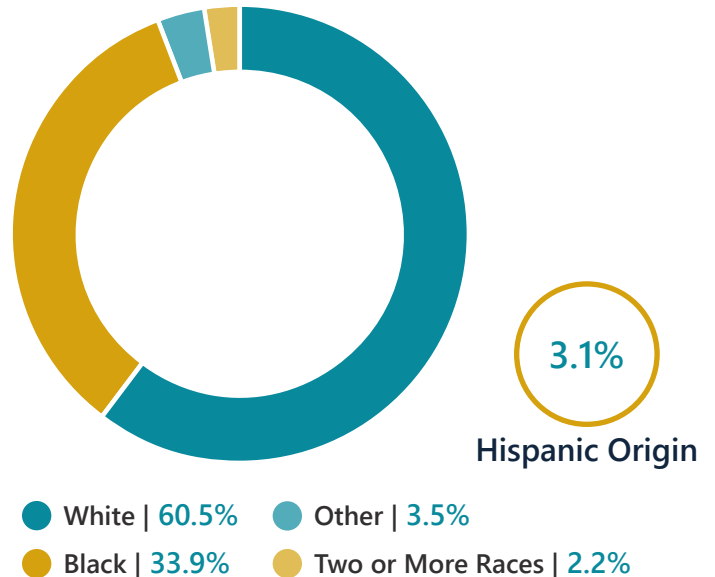
Prime Working Age



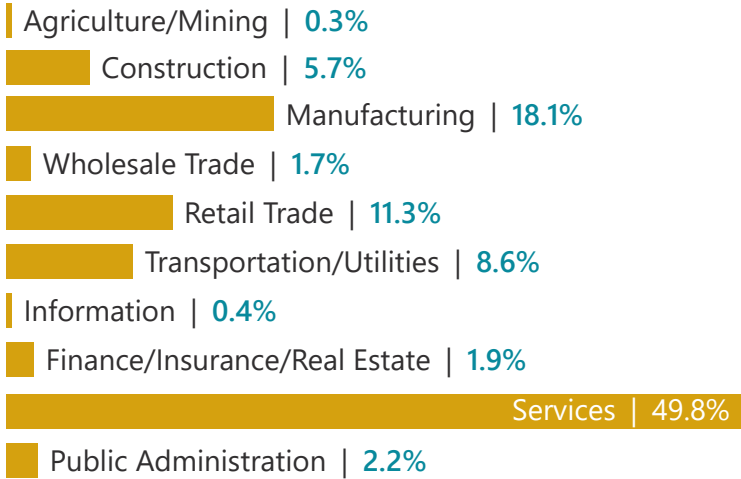
Median Age



2021 Population By Race & Ethnicity

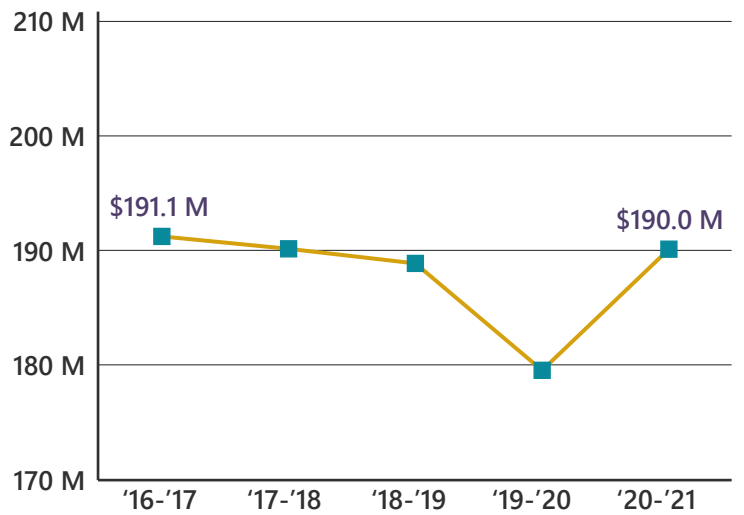


2021 Employment by Industry

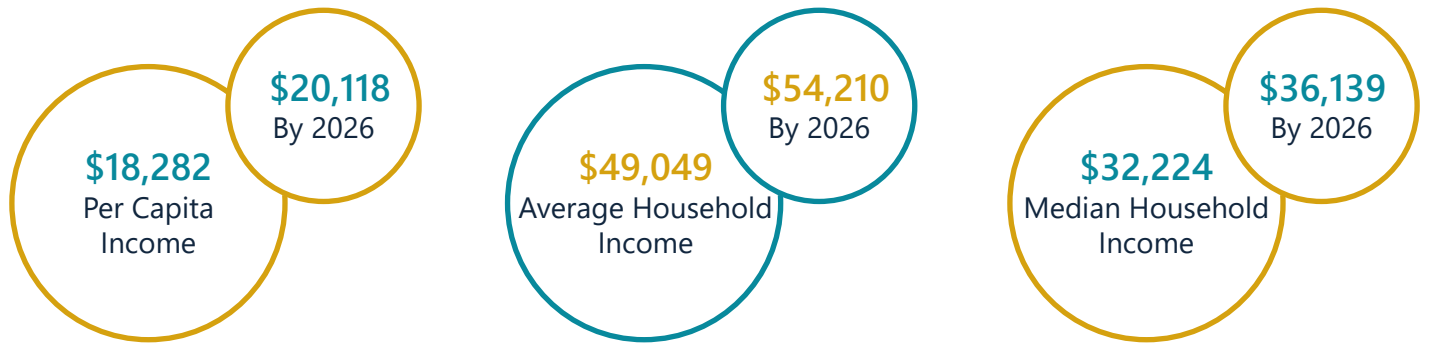


Employed Population, Age 16+ | 3,251 people or 93.9%


Gross Retail Sales By Fiscal Year



2021 Income



2021 Educational Attainment, Age 25+



Upstate SC Alliance
John Lummus, President/CEO
864.283.2300
www.upstatescalliance.com

APPALACHIAN
COUNCIL OF GOVERNMENTS
Appalachian Council of Governments
30 Century Circle, Greenville, SC 29607
864.242.9733
www.scacog.org

City of Clinton
211 N. Broad Street, Suite A, Clinton, SC 29325
864.833.7500
www.cityofclinton.com