



# City of Greer

## Total Population

	2010	2021	2026	Growth Rate <sup>1</sup>
Greer City	25,515	32,973	35,614	1.55%
Greenville/ Spartanburg County	451,225	535,463	575,020	1.44%
Upstate SC	1,362,073	1,544,124	1,631,029	1.10%
South Carolina	4,625,364	5,321,206	5,665,411	1.26%

<sup>1</sup> Projected annual growth rate 2021-2026

## Households & Families

	2010	2021	2026
Total Households	10,012	12,938	13,966
Total Families	6,685	8,700	9,358
Average HH Size	2.52	2.53	2.54

## Population by Age

	2010	2021	2026
Under 5	8.5%	6.9%	6.9%
5 to 9	7.4%	7.2%	7.1%
10 to 14	6.9%	7.2%	7.3%
15 to 24	12.4%	11.0%	11.4%
25 to 34	16.2%	13.9%	12.4%
35 to 44	15.0%	14.4%	15.3%
45 to 54	13.0%	12.6%	12.3%
55 to 64	9.5%	11.9%	11.2%
65+	10.9%	14.9%	16.2%



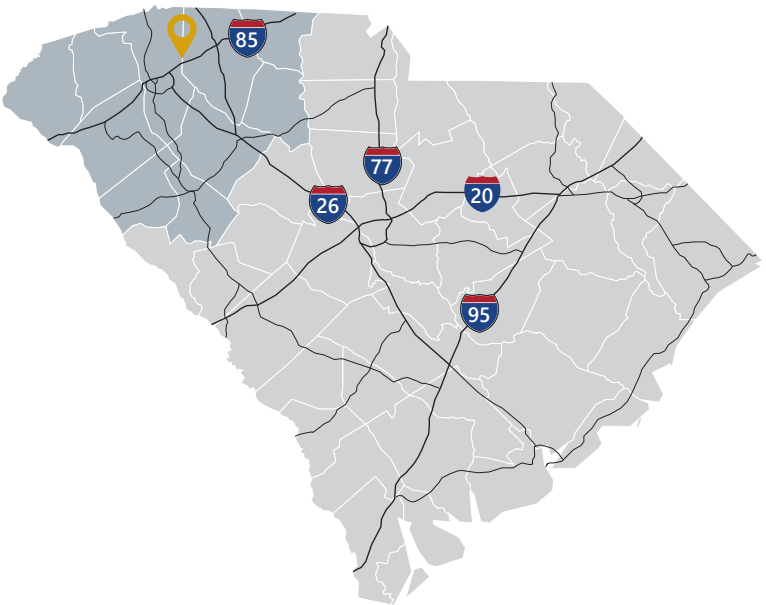
Under 18



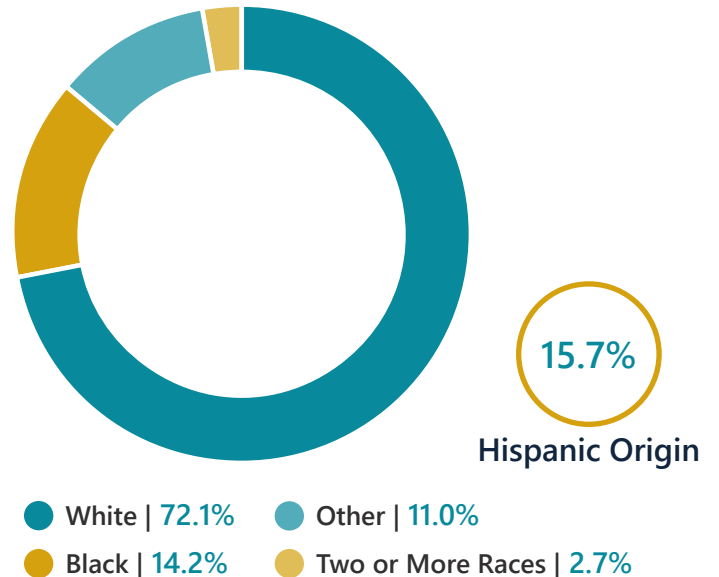
Prime Working Age



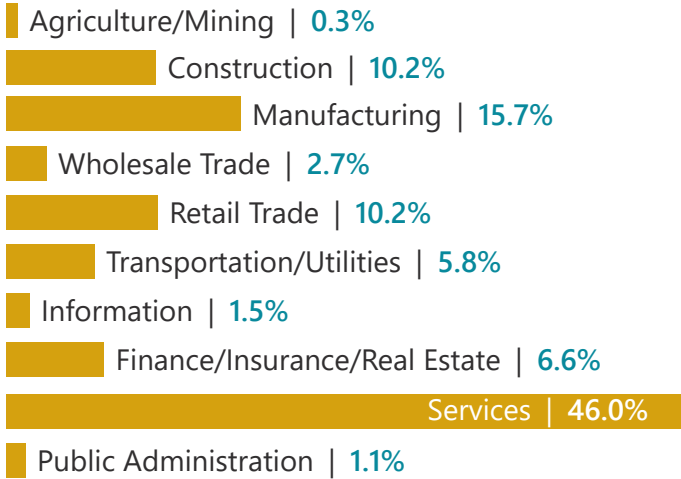
Median Age



## 2021 Population By Race & Ethnicity

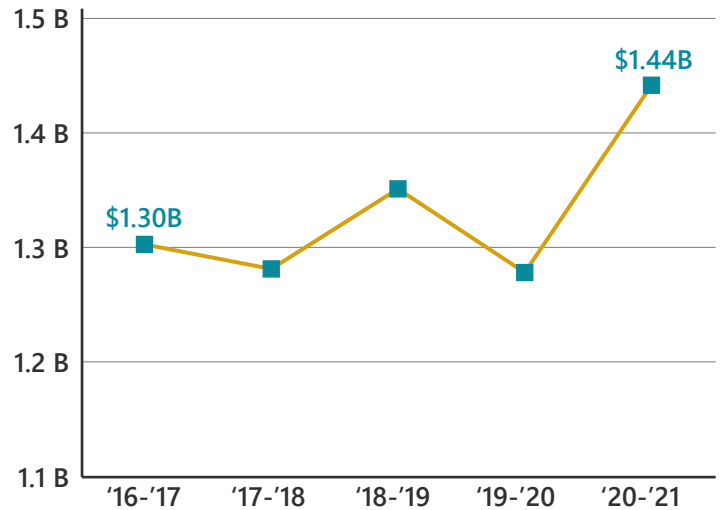


## 2021 Employment by Industry

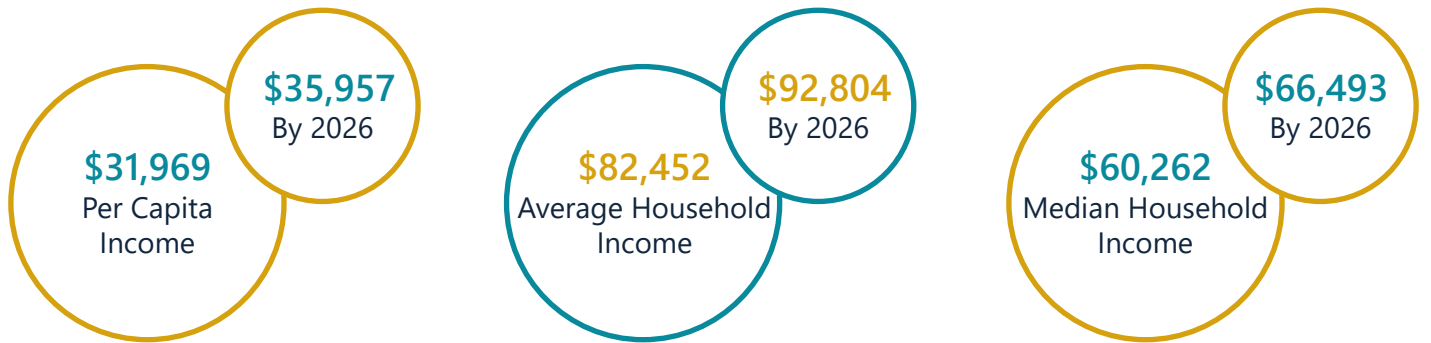


Employed Population, Age 16+ | **16,901** people or **96.7%**


## Gross Retail Sales By Fiscal Year



## 2021 Income



## 2021 Educational Attainment, Age 25+




**UpstateSCAlliance**  
 Upstate SC Alliance  
 John Lummus, President/CEO  
 864.283.2300  
 www.upstatescalliance.com



**APPALACHIAN**  
 COUNCIL OF GOVERNMENTS  
 Appalachian Council of Governments  
 30 Century Circle, Greenville, SC 29607  
 864.242.9733  
 www.scacog.org



**Greer**  
 City of Greer, SC  
 City of Greer  
 301 E. Poinsett Street, Greer, SC 29651  
 864.848.2150  
 www.cityofgreer.org