

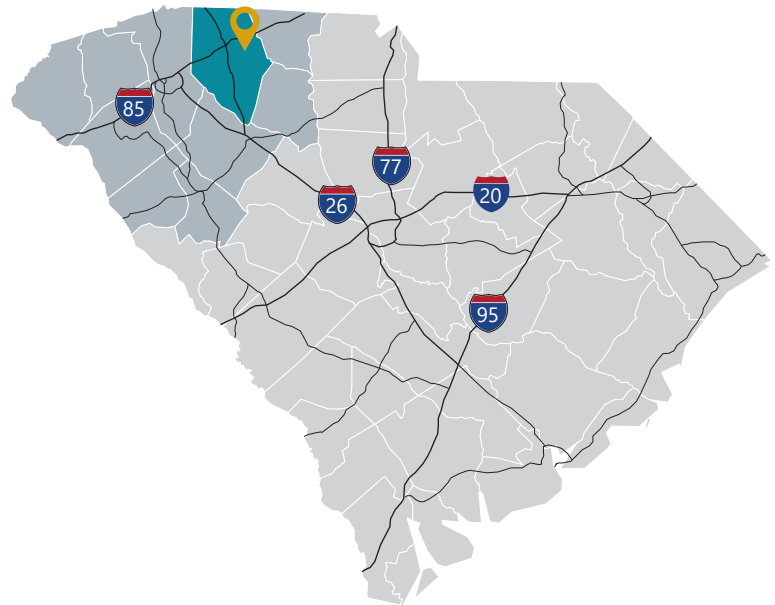


City of Spartanburg

Total Population

	2010	2021	2026	Growth Rate ¹
Spartanburg	37,013	40,098	42,042	0.95%
Spartanburg County	284,307	331,427	354,621	1.36%
Upstate SC	1,362,073	1,544,124	1,631,029	1.10%
South Carolina	4,625,364	5,321,206	5,665,411	1.26%

¹ Projected annual growth rate 2021-2026



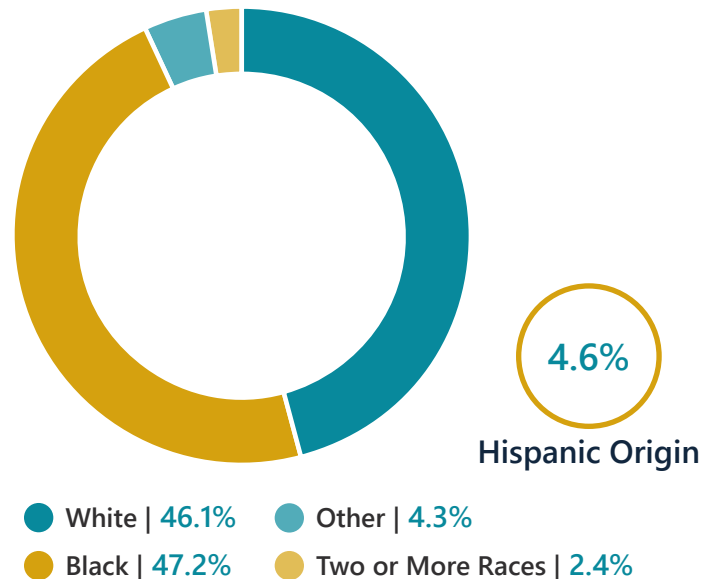
Households & Families

	2010	2021	2026
Total Households	15,184	16,603	17,515
Total Families	8,909	9,400	9,808
Average HH Size	2.27	2.25	2.25

Population by Age

	2010	2021	2026
Under 5	7.6%	6.5%	6.4%
5 to 9	6.3%	6.3%	6.0%
10 to 14	5.7%	5.6%	5.8%
15 to 24	17.8%	15.2%	15.1%
25 to 34	12.0%	13.0%	12.3%
35 to 44	11.3%	10.8%	11.4%
45 to 54	13.0%	10.7%	10.4%
55 to 64	11.6%	12.7%	11.8%
65+	14.5%	19.3%	20.8%

2021 Population By Race & Ethnicity



Under 18



Prime Working Age



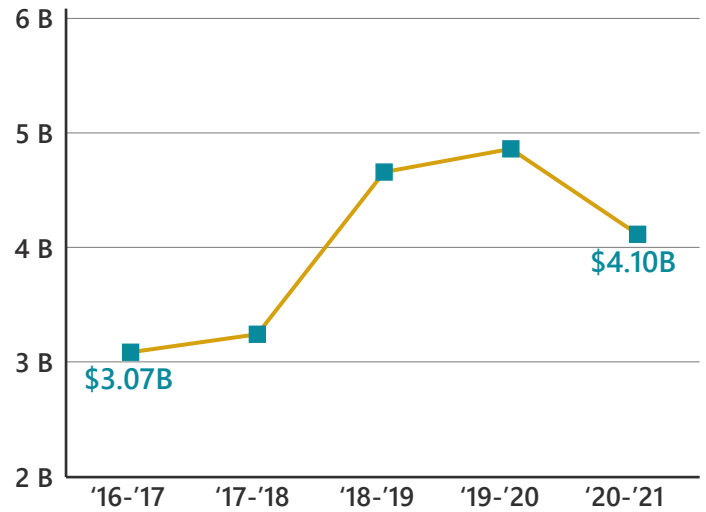
Median Age

2021 Employment by Industry

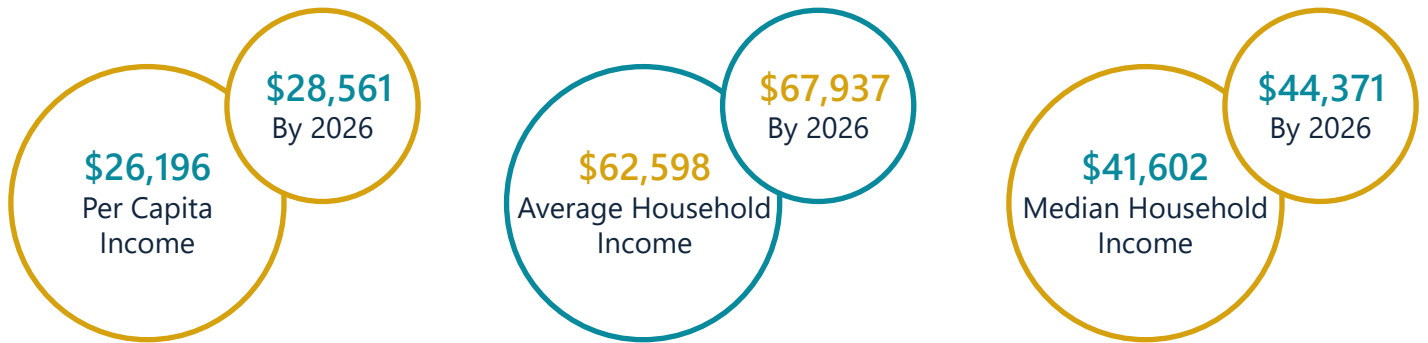


Employed Population, Age 16+ | 16,789 people or 93.8%


Gross Retail Sales By Fiscal Year



2021 Income



2021 Educational Attainment, Age 25+




UpstateSCAlliance
 Upstate SC Alliance
 John Lummus, President/CEO
 864.283.2300
 www.upstatescalliance.com



APPALACHIAN
 COUNCIL OF GOVERNMENTS
 Appalachian Council of Governments
 30 Century Circle, Greenville, SC 29607
 864.242.9733
 www.scacog.org



City of Spartanburg
 City of Spartanburg
 145 W. Broad Street, Spartanburg, SC 29306
 864.596.2000
 www.cityofspartanburg.org