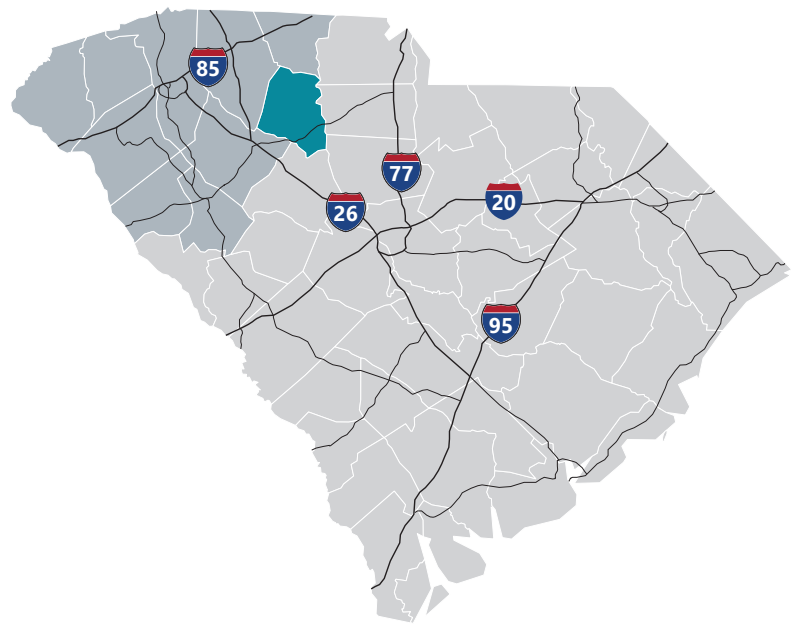


Where It All Comes Together

Union County

The seat of the county was organized in 1785 and both were named after the Union Church. Union County has a long history as a pioneer in the textile industry, and textiles still flourish there. Union County has drawn attention for its surge in economic growth in manufacturing, which began in 1994. Located just minutes away from I-77, I-85, and I-26, Union is at the center of a river of commerce running through the Upstate region. Businesses enjoy ready access to the nearby markets of large metropolitan areas and the Greenville-Spartanburg International Airport. Union County residents enjoy small town friendliness close to the attractions of Charlotte, NC, Greenville, the state capital in Columbia, and Spartanburg. The University of South Carolina has a satellite campus located in Union, and Spartanburg Community College and Greenville Technical College are convenient to residents. Other schools within easy daily commuting distance include Wofford College, Converse College, and Spartanburg Methodist College.



Total Population

	2010	2021	2026	Growth Rate ¹
Union County	28,961	28,050	27,639	-0.29%
Upstate SC	1,362,073	1,544,124	1,631,029	1.10%
South Carolina	4,625,364	5,321,206	5,665,411	1.26%

¹Projected Annual Growth Rate 2021-2026

Population by Age

	2010	2021	2026
Under 5	5.8%	5.0%	4.8%
5 to 9	6.0%	5.6%	5.3%
10 to 14	6.7%	5.9%	6.0%
15 to 24	12.2%	10.3%	10.2%
25 to 34	10.5%	12.2%	10.5%
35 to 44	12.9%	11.3%	11.5%
45 to 54	15.5%	13.0%	12.5%
55 to 64	13.9%	15.0%	14.5%
65+	16.5%	21.7%	24.6%
Median Age	41.9	44.7	46.3

36.5% of the 2021 population is prime working age

Population by Race & Ethnicity

	2010	2021	2026
White	66.6%	65.8%	65.2%
Black	31.3%	30.8%	30.6%
American Indian/ Alaska Native	0.2%	0.3%	0.3%
Asian	0.3%	0.4%	0.4%
Hawaiian/ Pacific Islander	0.0%	0.0%	0.0%
Some Other Race	0.3%	0.6%	0.7%
Two or More Races	1.2%	2.1%	2.7%
Hispanic Origin (Any Race)	1.0%	1.9%	2.4%

Households & Families

	2010	2021	2026
Total Households	11,974	11,643	11,473
Total Families	8,095	7,713	7,556
Average HH Size	2.38	2.37	2.37
Renter Occupied*	28.2%	34.7%	34.3%
Owner Occupied*	71.8%	65.3%	65.7%

*Housing tenure data is a percentage of total occupied housing units

Median Household Income

	2021	2026
Union County	\$39,876	\$42,550
South Carolina	\$55,711	\$61,082
United States	\$64,730	\$72,932

Per Capita Income

	2021	2026
Union County	\$22,342	\$24,585
South Carolina	\$30,714	\$34,369
United States	\$35,106	\$39,378

2021 Highest Education Attainment, Age 25+

High School Diploma or Higher



Bachelor's Degree or Higher



Graduate/ Professional Degree 4.8%

Bachelor's Degree 7.8%

Associate's Degree 10.9%

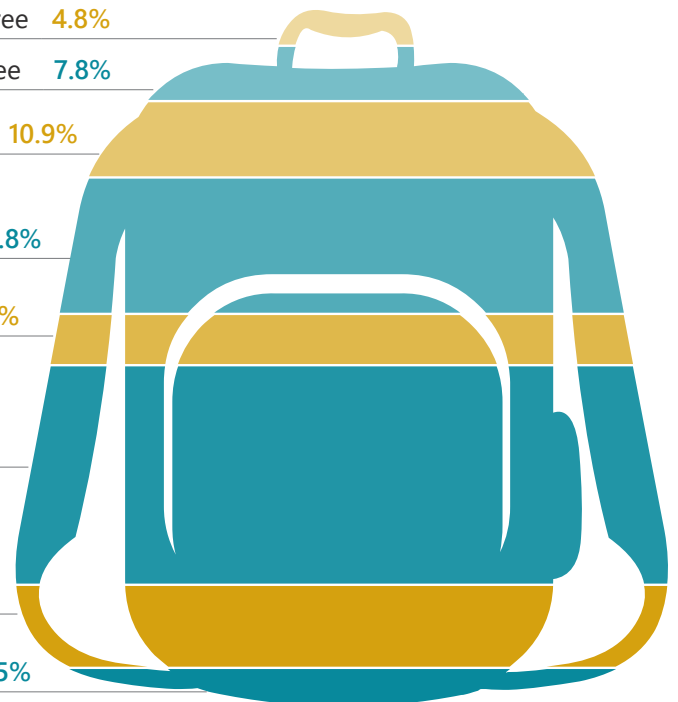
Some College, No Degree 19.8%

GED/ Alternative Credential 7.2%

High School Graduate 32.1%

9th to 12th Grade, No Diploma 11.9%

Less than 9th Grade 5.5%





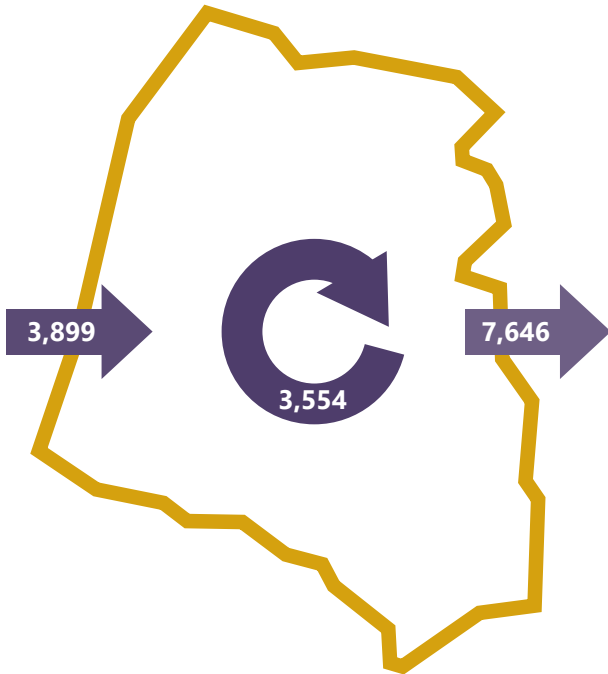
2018 Commuting Patterns

Travel Distance to Work

Less than 10 miles	26.4%
10-24 miles	21.9%
25-50 miles	30.0%
50 miles or more	21.8%

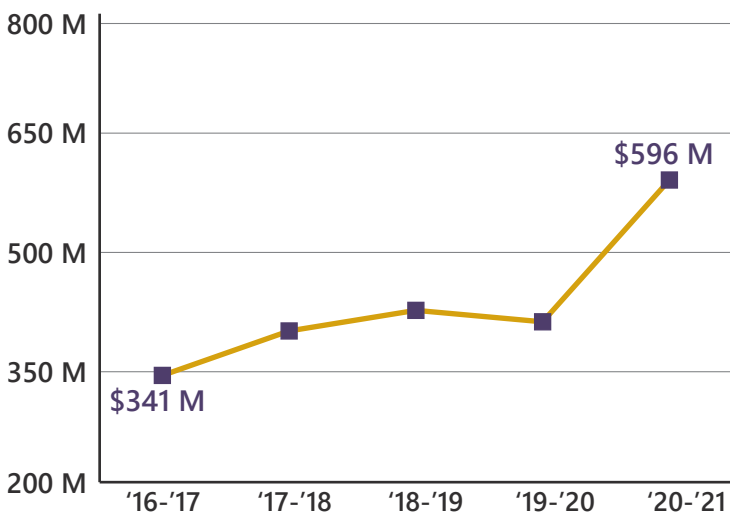
48.3% of workers travel less than 25 miles

Worker Inflow/Outflow



Live and Work in Union County	3,554
Commute into Union County	3,899
Commute Out of Union County	7,646

Gross Retail Sales by Fiscal Year



Where Do Union County Workers Live?

Union County	47.7%
Spartanburg County	15.0%
Cherokee County	4.3%
Greenville County	3.6%
Laurens County	2.9%
Chester County	2.7%
York County	2.6%
Richland County	2.2%
Newberry County	1.7%
Anderson County	1.7%

2021 Employment by Industry

Agriculture/Mining	0.7%	85
Construction	6.1%	752
Manufacturing	23.9%	2,928
Wholesale Trade	1.8%	220
Retail Trade	14.8%	1,806
Transportation/Utilities	5.2%	637
Information	1.3%	154
Finance/Insurance/Real Estate	2.3%	283
Services	38.5%	4,715
Public Administration	5.4%	666
Total	100%	12,246

2021 Civilian Population in Labor Force (16+)

Labor Force	13,123
Unemployed	6.7%

2021 Business Establishments by Industry







Top 5 Manufacturing Employers

Company	Employees	Primary Product(s)
Gestamp South Carolina, LLC	834	Stamped automotive products
Milliken & Company	309	Woven fabrics
Timken	275	Anti-friction roller bearings
CSL Plasma (formerly Haemonetics)	234	Medical devices
Standard Textile Carolina	160	Fabric finishing

Top 5 Non-Manufacturing Employers

Company	Employees	Industry
Dollar General Distribution Center	610	Distribution
Belk E-commerce	575	Distribution
Union County School District	508	Public Education, K-12
Union Medical Center	404	Health Services
Union County	261	Local Government

 Airport Access	 Port Access	 Highway Access	 Rail Access
<p>Greenville Spartanburg International</p> <ul style="list-style-type: none"> - 50 non-stop daily departures - 17 major cities and airports across the US <ul style="list-style-type: none"> - Allegiant Air - American Airlines - Delta - Southwest Airlines - United Airlines - 1.2M passengers flown in FY2021 - 84,217 tons of air cargo moved in FY2021 <p>Union County/Shelton Field</p>	<p>Inland Port Greer</p> <ul style="list-style-type: none"> - 45 miles from the City of Union - 157,842 rail lifts in FY2021 - 12.3% growth from FY2020 <p>Port of Charleston</p> <ul style="list-style-type: none"> - 181 miles from the City of Union - 2.5 M TEUs handled in FY2021 - 9.63% growth from FY2020 	<p>Interstates</p> <ul style="list-style-type: none"> - 5 miles to I-26 <p>Highways</p> <ul style="list-style-type: none"> - US-176 - SC-72 - SC-215 	<p>Rail Providers</p> <ul style="list-style-type: none"> - CSX - Norfolk-Southern



Upstate SC Alliance
 John Lummus, *President/CEO*
 864.283.2300
www.upstatescalliance.com



Additional Resources

www.uniondevelopmentboard.com
www.countyofunion.org

www.catawbacog.org
www.unionsc.com

www.southcarolinaparks.com
www.sciway.net

Sources: ESRI Business Analyst (2021 and 2026 Estimates); US Census Bureau (2010 Census Data); US Bureau of Labor Statistics; Longitudinal Employer-Household Dynamics, US Census Bureau (2018; Commuting Patterns & Where do County Workers Live), Manufacturer's News, Appalachian Council of Governments, Upstate SC Alliance, and SC Department of Revenue and Taxation (Fiscal Year Retail Sales).