

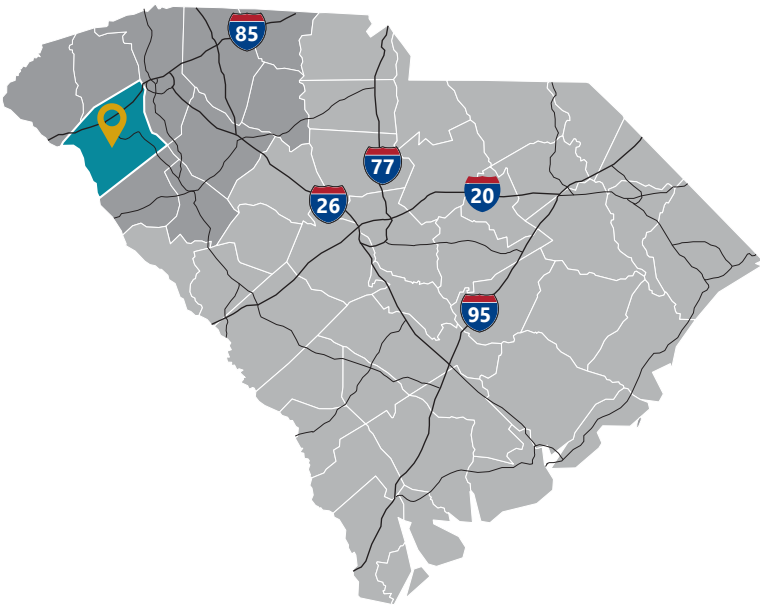
### Total Population

	2010	2019	2024	Growth Rate <sup>1</sup>
Anderson	26,686	28,061	28,926	0.6%
Anderson County	187,126	205,882	216,212	1.0%
Upstate SC	1,362,073	1,507,423	1,588,080	1.1%
South Carolina	4,625,364	5,195,563	5,526,057	1.3%

<sup>1</sup> Projected annual growth rate 2019-2024

### Households & Families

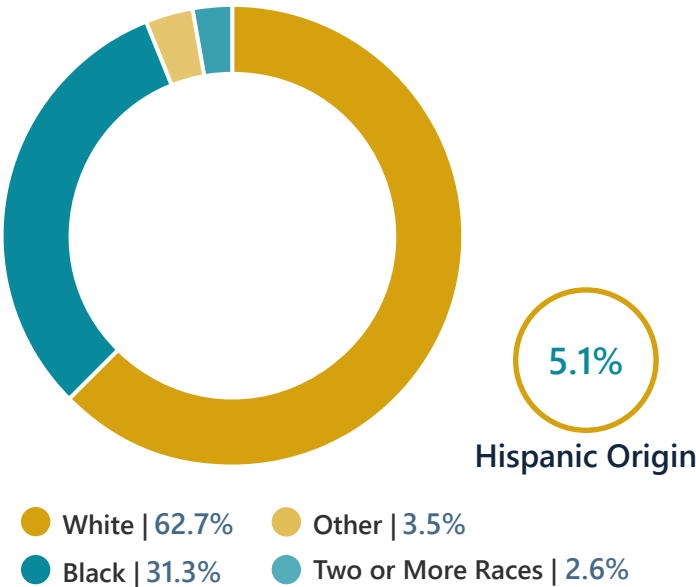
	2010	2019	2024
Total Households	11,080	11,628	11,995
Total Families	6,449	6,747	6,904
Average HH Size	2.25	2.26	2.26



### Population by Age

	2010	2019	2024
Under 5	7.7%	6.6%	6.6%
5 to 9	6.4%	6.2%	6.0%
10 to 14	5.9%	5.8%	5.9%
15 to 24	15.6%	14.5%	14.4%
25 to 34	12.3%	12.7%	12.1%
35 to 44	11.5%	11.2%	11.6%
45 to 54	12.1%	11.3%	10.9%
55 to 64	10.7%	11.8%	11.3%
65+	17.8%	19.9%	21.2%

### Population By Race & Ethnicity



Under 18

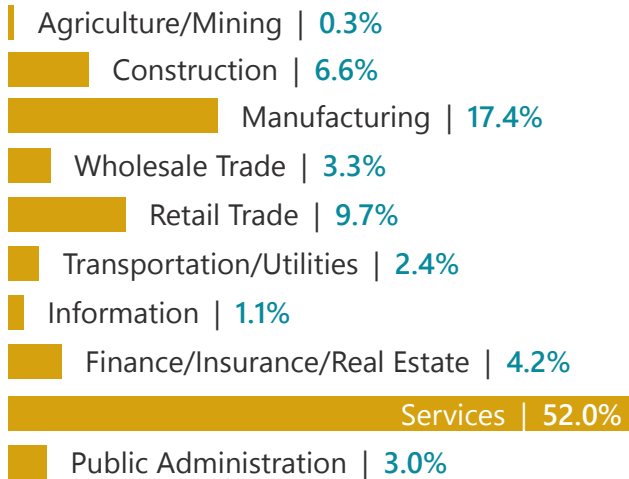


Prime Working Age



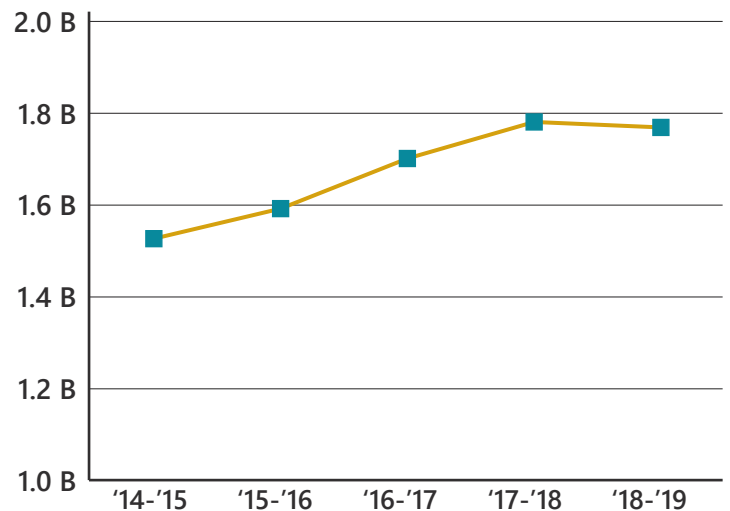
Median Age

## 2019 Employment by Industry

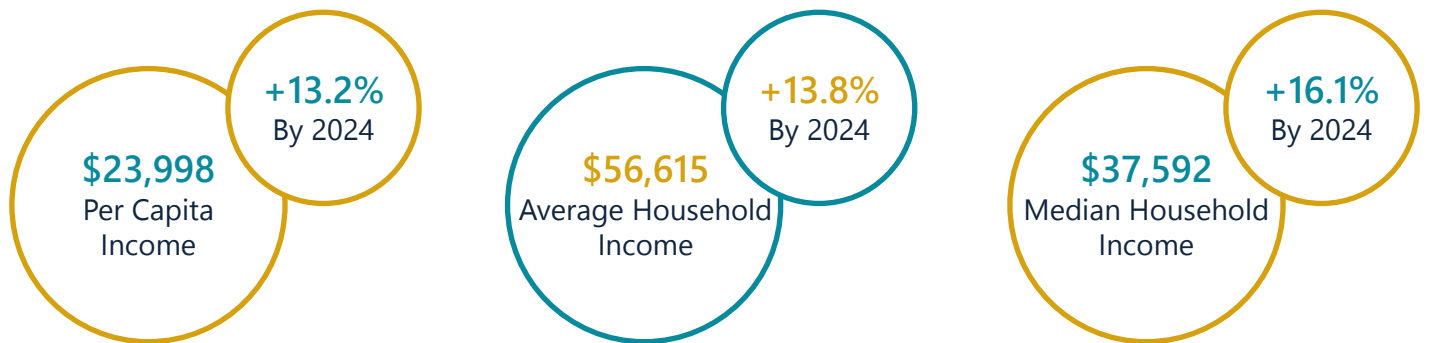


Employed Population, Age 16+ | 11,892


## Gross Retail Sales By Fiscal Year



## 2019 Income



## 2019 Educational Attainment, Age 25+



UpstateSCAlliance

Upstate SC Alliance  
John Lummus, President/CEO  
864.283.2300  
www.upstatescalliance.com



Appalachian Council of Governments  
30 Century Circle, Greenville, SC 29607  
864.242.9733  
www.scacog.org



City of Anderson  
401 Main Street, Anderson, SC 29624  
864.231.1135  
www.cityofanderson.com