



# City of Clinton

## Total Population

	2010	2019	2024	Growth Rate <sup>1</sup>
Clinton	8,490	8,108	8,055	-0.13%
Laurens County	66,537	68,778	69,975	0.35%
Upstate SC	1,362,073	1,507,423	1,588,080	1.1%
South Carolina	4,625,364	5,195,563	5,526,057	1.3%

<sup>1</sup> Projected annual growth rate 2019-2024

## Households & Families

	2010	2019	2024
Total Households	2,767	2,631	2,610
Total Families	1,700	1,638	1,612
Average HH Size	2.40	2.60	2.61

## Population by Age

	2010	2019	2024
Under 5	6.8%	5.8%	5.7%
5 to 9	5.2%	5.4%	5.4%
10 to 14	5.7%	5.7%	6.1%
15 to 24	25.1%	19.1%	18.7%
25 to 34	9.3%	11.2%	10.0%
35 to 44	10.2%	9.8%	10.6%
45 to 54	11.8%	11.4%	10.6%
55 to 64	9.8%	12.6%	12.1%
65+	16.1%	18.9%	20.9%



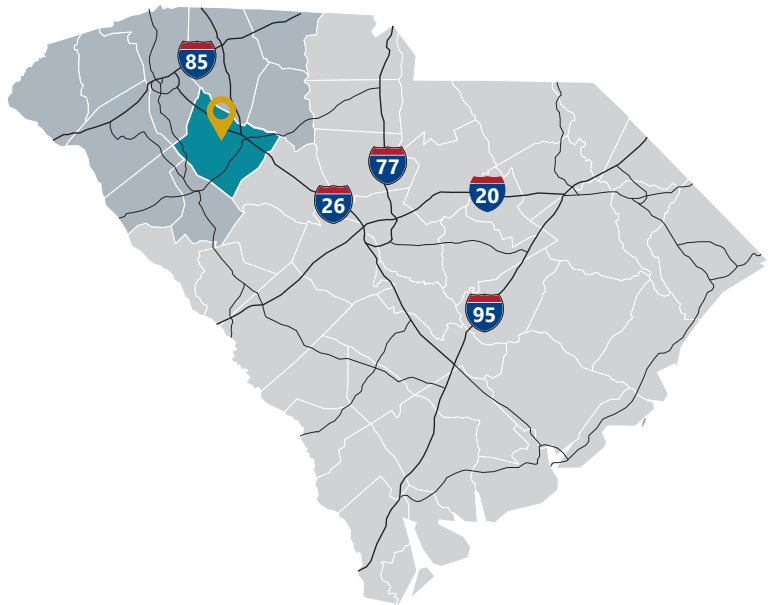
Under 18



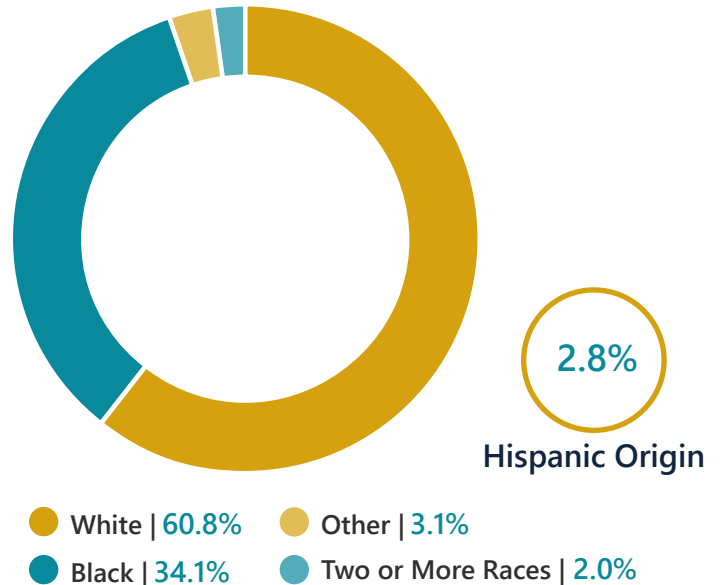
Prime Working Age



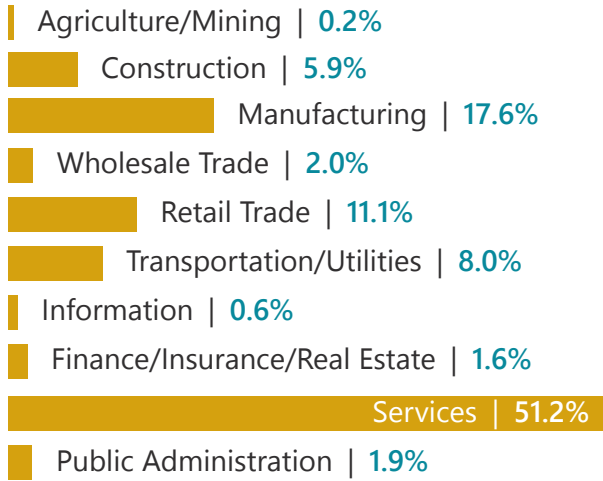
Median Age



## Population By Race & Ethnicity

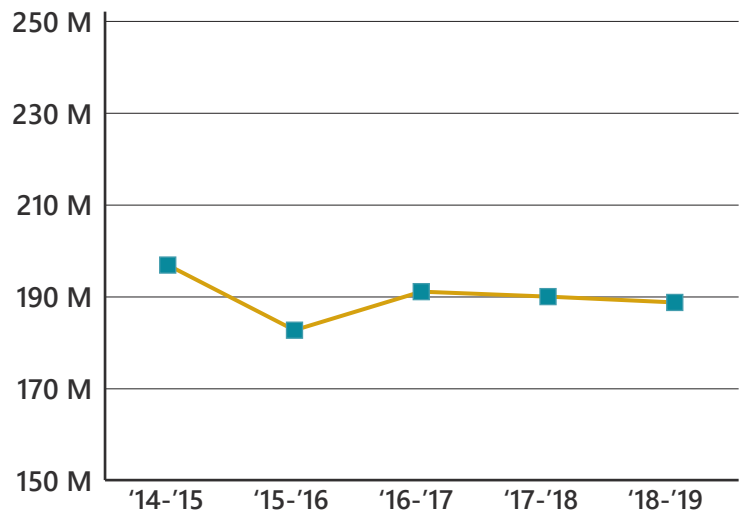


## 2019 Employment by Industry

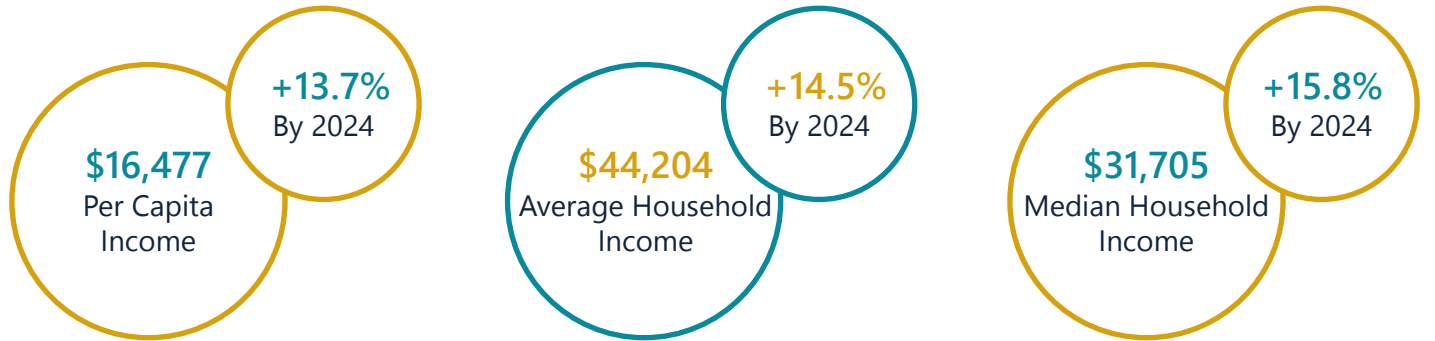


Employed Population, Age 16+ | **3,161**


## Gross Retail Sales By Fiscal Year



## 2019 Income



## 2019 Educational Attainment, Age 25+



**Upstate SC Alliance**  
John Lummus, President/CEO  
864.283.2300  
www.upstatescalliance.com



**Appalachian Council of Governments**  
30 Century Circle, Greenville, SC 29607  
864.242.9733  
www.scacog.org



**City of Clinton**  
211 North Broad Street, Suite A, Clinton, SC 29325  
864.833.7500  
www.cityofclinton.com