

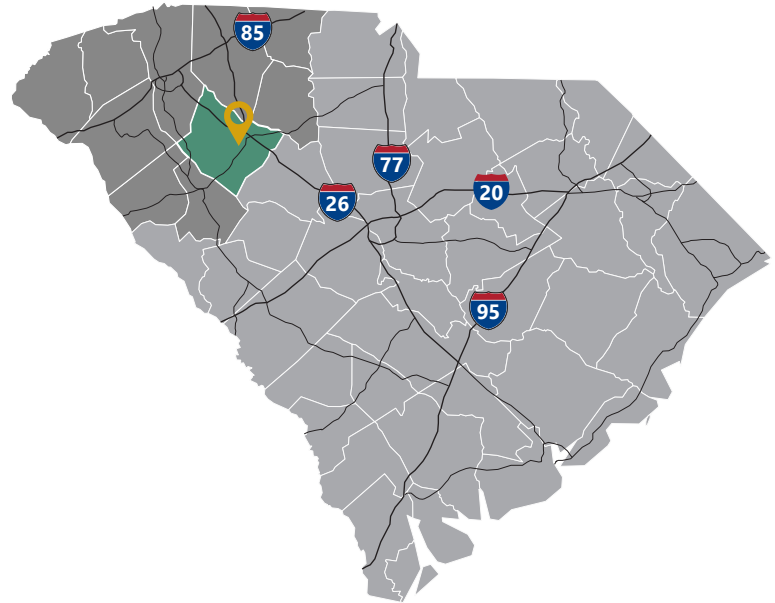


Clinton

Total Population

	2010	2018	2023	Growth Rate ¹
Clinton	8,490	8,312	8,281	-0.07%
Laurens County	66,537	68,268	69,447	0.34%
Upstate SC	1,362,073	1,482,416	1,563,925	1.08%
South Carolina	4,625,364	5,108,693	5,437,217	1.25%

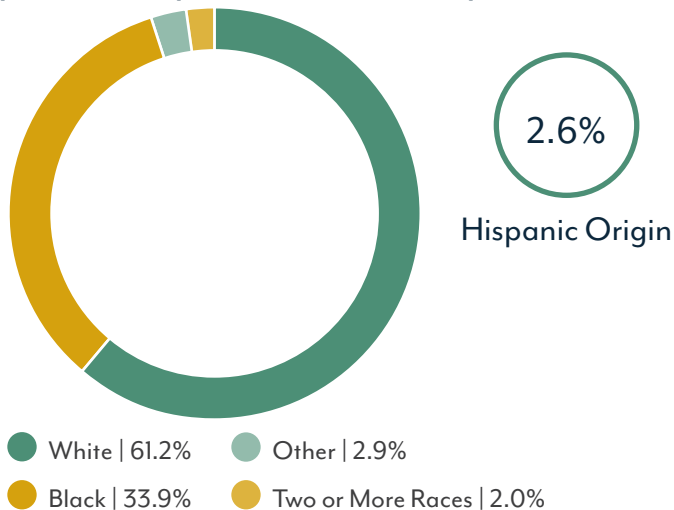
¹ Projected annual growth rate 2018-2023



Households & Families

	2010	2018	2023
Total Households	2,767	2,679	2,659
Total Families	1,700	1,668	1,641
Average HH Size	2.4	2.6	2.6

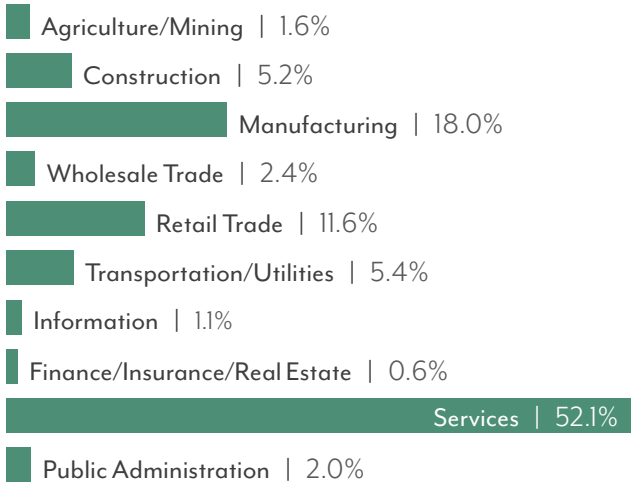
Population by Race & Ethnicity



Population by Age

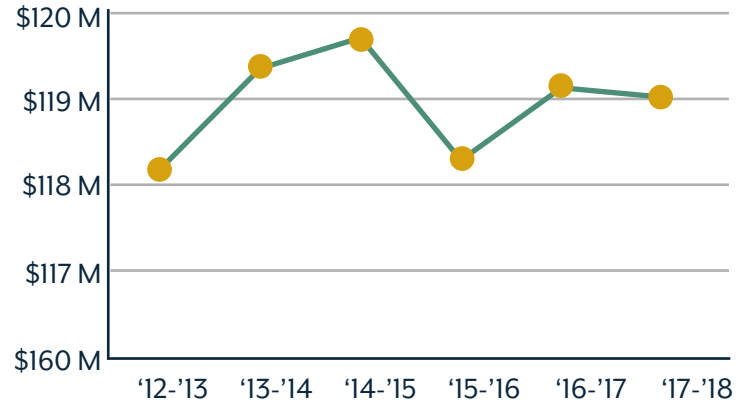
	2010	2018	2023
Under 5	6.8%	5.8%	5.7%
5 to 9	5.2%	5.1%	4.8%
10 to 14	5.7%	5.9%	5.9%
15 to 24	25.1%	19.7%	19.3%
25 to 34	9.3%	10.5%	10.0%
35 to 44	10.2%	9.9%	9.9%
45 to 54	11.8%	11.3%	10.6%
55 to 64	9.8%	12.6%	12.3%
65+	16.1%	19.1%	21.5%

2018 Employment by Industry

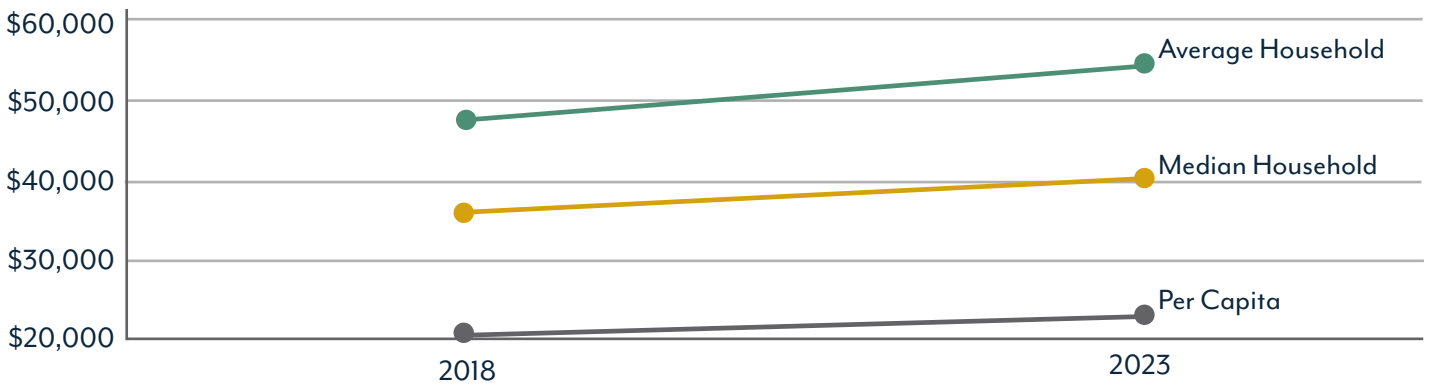


Employed Population, Age 16+ | 3,232


Gross Retail Sales By Fiscal Year



Income



2018 Educational Attainment, Age 25+



78.8%

High School Diploma or Higher

20.3%

Bachelor's Degree or Higher



Upstate SC Alliance
John Lummus, President/CEO
864.283.2300
www.upstatescalliance.com



Appalachian Council of Governments
30 Century Circle, Greenville, SC 29607
864.242.9733
www.scacog.org



City of Clinton
211 North Broad Street, Clinton, SC 29325
864.833.7500
www.cityofclintonsc.com