



City of Easley

Total Population

	2010	2019	2024	Growth Rate ¹
Easley	19,993	21,844	22,840	0.9%
Pickens County	119,224	128,097	133,156	0.8%
Upstate SC	1,362,073	1,507,423	1,588,080	1.1%
South Carolina	4,625,364	5,195,563	5,526,057	1.3%

¹ Projected annual growth rate 2019-2024

Households & Families

	2010	2019	2024
Total Households	8,289	9,001	9,401
Total Families	5,474	5,927	6,159
Average HH Size	2.39	2.41	2.41

Population by Age

	2010	2019	2024
Under 5	6.4%	5.9%	5.8%
5 to 9	6.4%	6.0%	6.0%
10 to 14	6.4%	6.3%	6.3%
15 to 24	11.1%	10.8%	10.9%
25 to 34	12.5%	12.7%	11.6%
35 to 44	13.1%	12.9%	13.5%
45 to 54	13.9%	12.9%	12.3%
55 to 64	12.1%	13.2%	12.9%
65+	18.0%	19.4%	20.9%



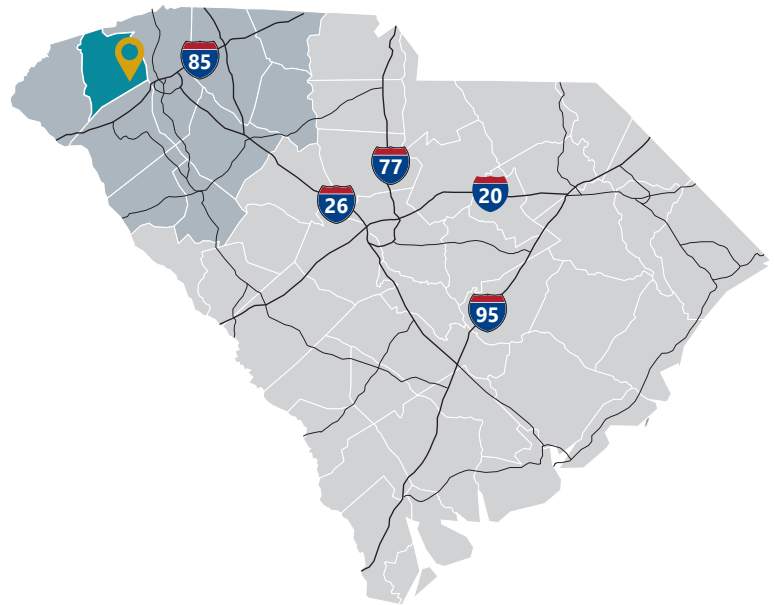
Under 18



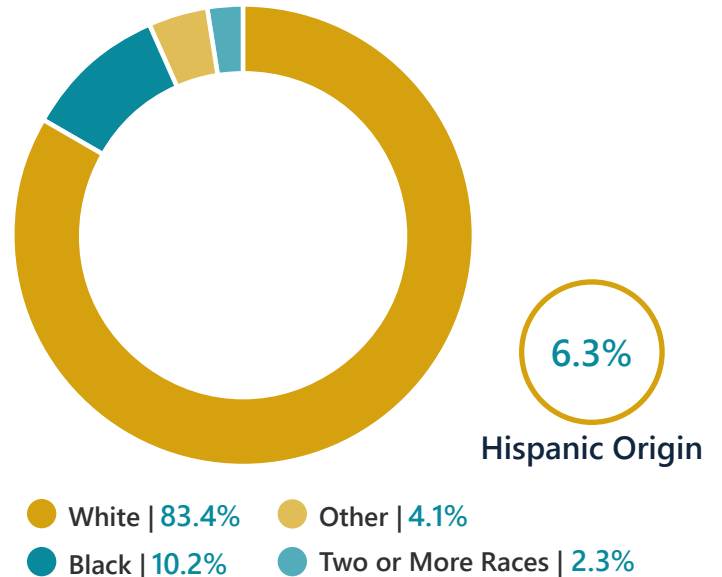
Prime Working Age



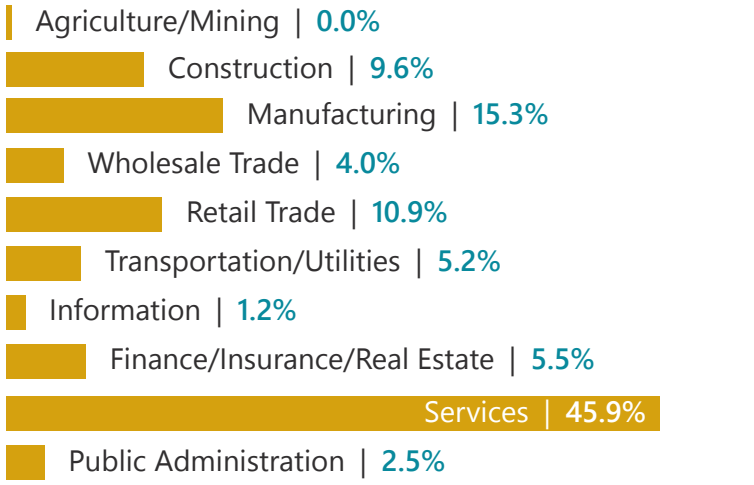
Median Age



Population By Race & Ethnicity

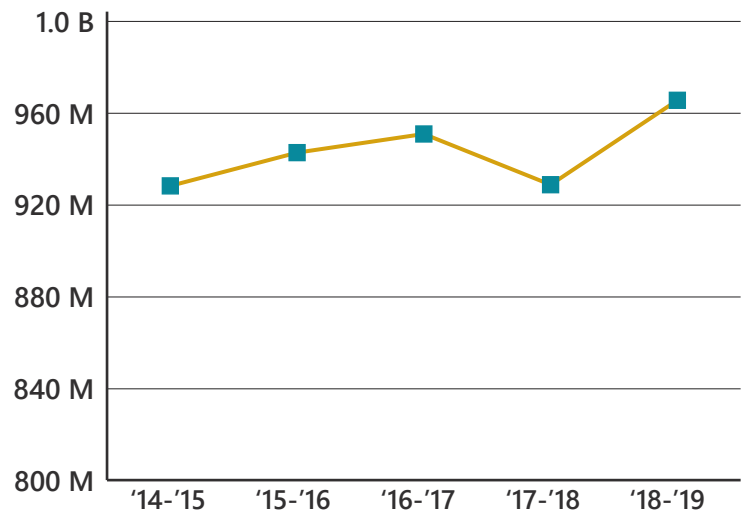


2019 Employment by Industry

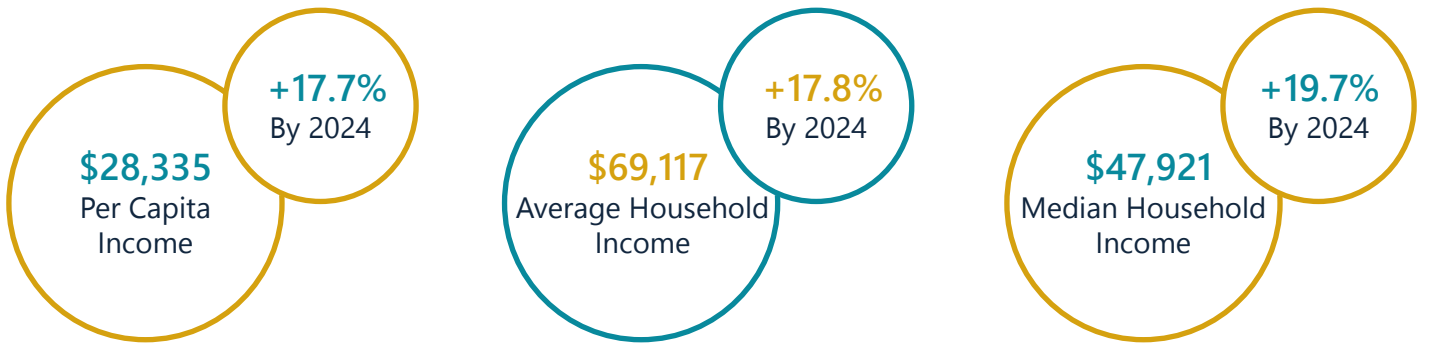


Employed Population, Age 16+ | **10,281**


Gross Retail Sales By Fiscal Year



2019 Income



2019 Educational Attainment, Age 25+



Upstate SC Alliance
 John Lummus, President/CEO
 864.283.2300
www.upstatescalliance.com



Appalachian Council of Governments
 30 Century Circle, Greenville, SC 29607
 864.242.9733
www.scacog.org



City of Easley
 205 N. First Street, Easley, SC 29640
 864.855.7900
www.cityofeasley.com