

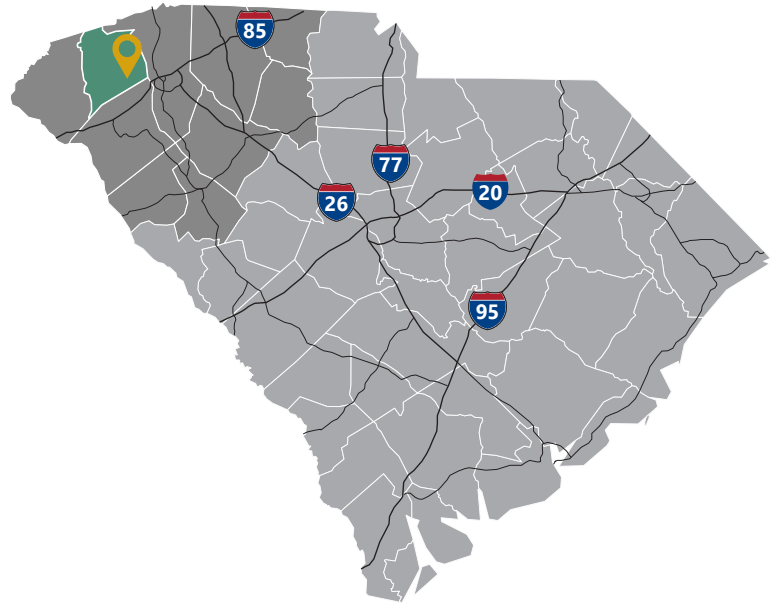


Easley

Total Population

	2010	2018	2023	Growth Rate ¹
Easley	19,993	21,546	22,646	1.00%
Pickens County	119,224	126,807	132,421	0.87%
Upstate SC	1,362,073	1,482,416	1,563,925	1.08%
South Carolina	4,625,364	5,108,693	5,437,217	1.25%

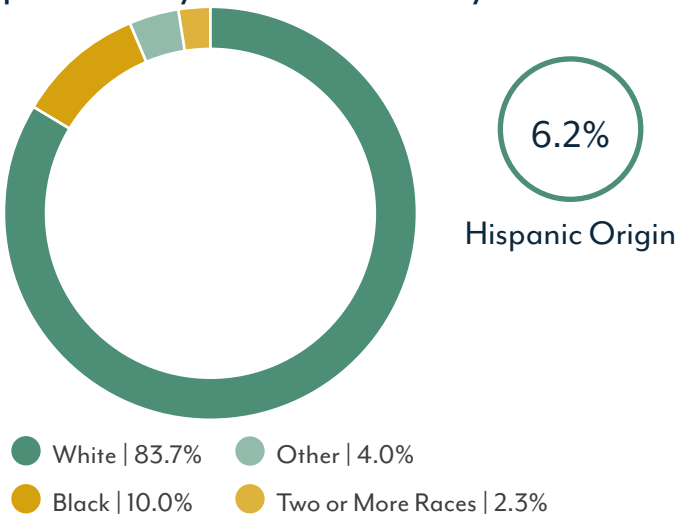
¹ Projected annual growth rate 2018-2023



Households & Families

	2010	2018	2023
Total Households	8,289	8,860	9,280
Total Families	5,474	5,832	6,071
Average HH Size	2.4	2.4	2.4

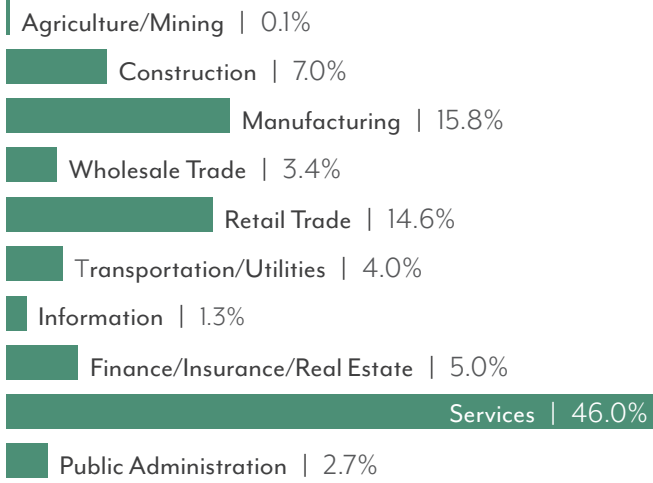
Population by Race & Ethnicity



Population by Age

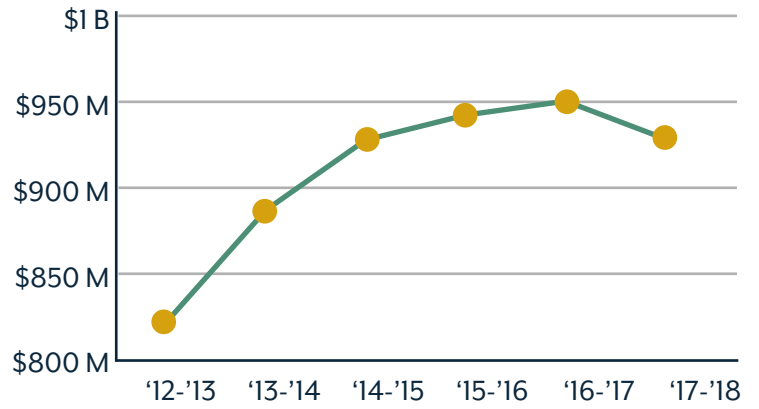
	2010	2018	2023
Under 5	6.4%	5.8%	5.7%
5 to 9	6.4%	6.0%	5.9%
10 to 14	6.4%	6.3%	6.3%
15 to 24	11.1%	11.0%	11.0%
25 to 34	12.5%	12.8%	11.9%
35 to 44	13.1%	12.6%	13.1%
45 to 54	13.9%	13.0%	12.2%
55 to 64	12.1%	13.0%	12.8%
65+	18.0%	19.5%	21.0%

2018 Employment by Industry

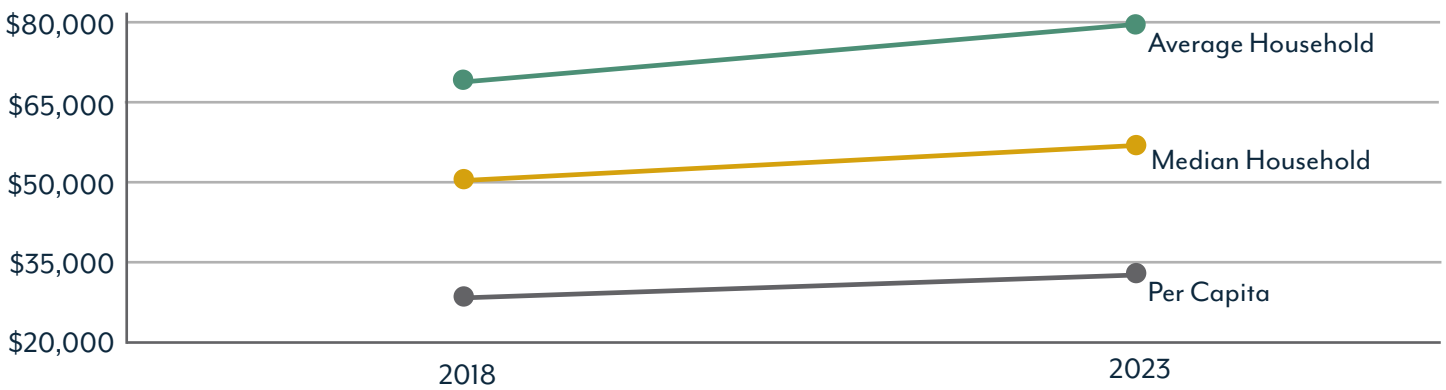


Employed Population, Age 16+ | 9,831

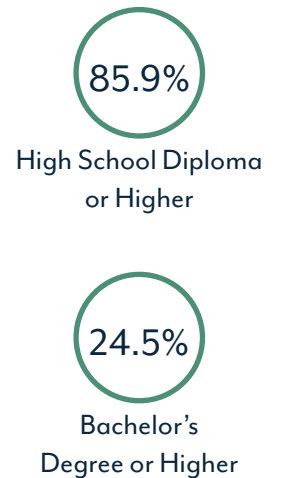

Gross Retail Sales By Fiscal Year



Income



2018 Educational Attainment, Age 25+



Upstate SC Alliance
John Lummus, President/CEO
864.283.2300
www.upstatescalliance.com



Appalachian Council of Governments
30 Century Circle, Greenville, SC 29607
864.242.9733
www.scacog.org



City of Easley
205 N. First Street, Easley, SC 29640
864.855.7900
www.cityofeasley.com