



# City of Greenville

## Total Population

	2010	2019	2024	Growth Rate <sup>1</sup>
Greenville	58,409	71,693	78,473	1.8%
Greenville County	451,225	520,932	560,313	1.5%
Upstate SC	1,362,073	1,507,423	1,588,080	1.1%
South Carolina	4,625,364	5,195,563	5,526,057	1.3%

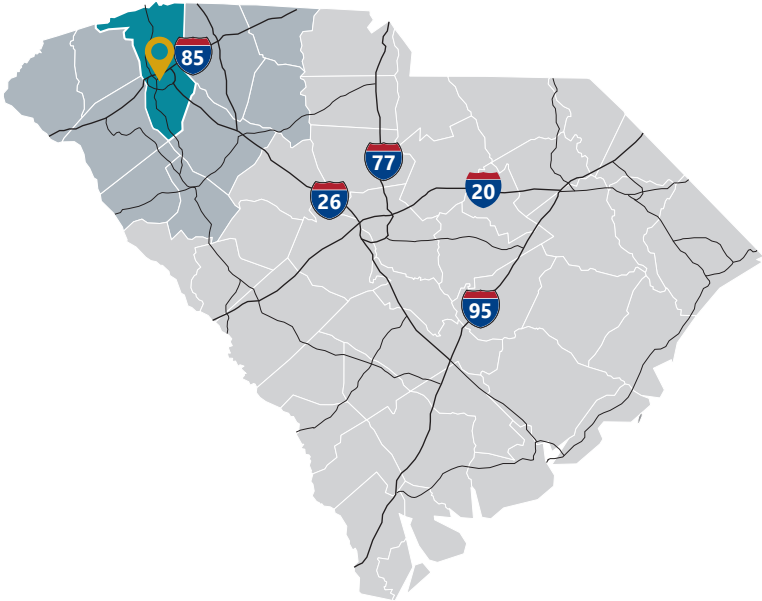
<sup>1</sup> Projected annual growth rate 2019-2024

## Households & Families

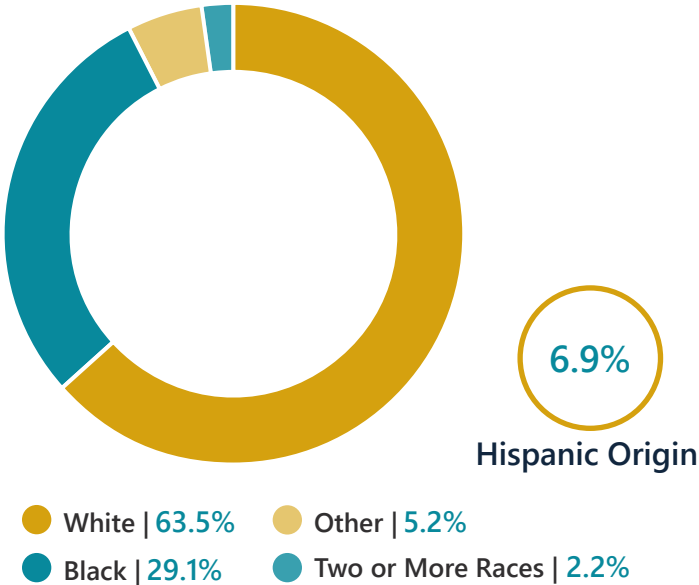
	2010	2019	2024
Total Households	25,599	32,079	35,320
Total Families	12,827	16,071	17,524
Average HH Size	2.08	2.09	2.09

## Population by Age

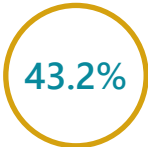
	2010	2019	2024
Under 5	6.5%	5.7%	5.6%
5 to 9	5.3%	5.6%	5.4%
10 to 14	4.6%	5.4%	5.4%
15 to 24	16.8%	14.7%	14.8%
25 to 34	17.2%	15.9%	15.0%
35 to 44	13.1%	13.2%	13.0%
45 to 54	12.7%	11.8%	11.7%
55 to 64	10.8%	12.0%	11.5%
65+	12.9%	15.8%	17.6%



## Population By Race & Ethnicity



Under 18



Prime Working Age



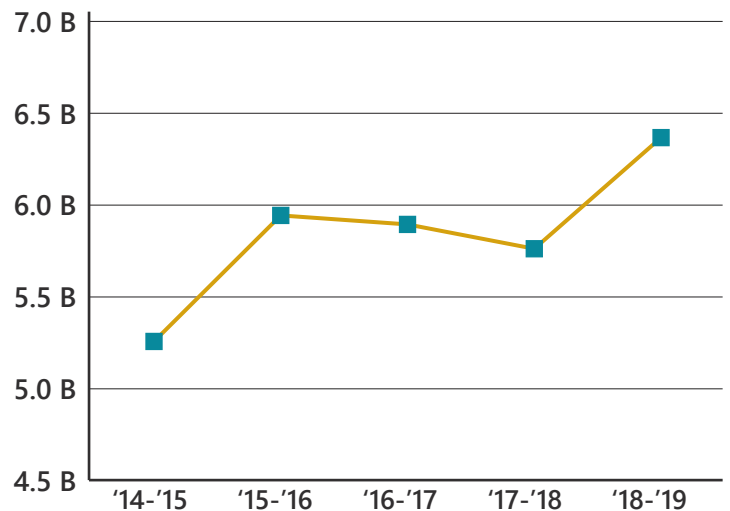
Median Age

## 2019 Employment by Industry

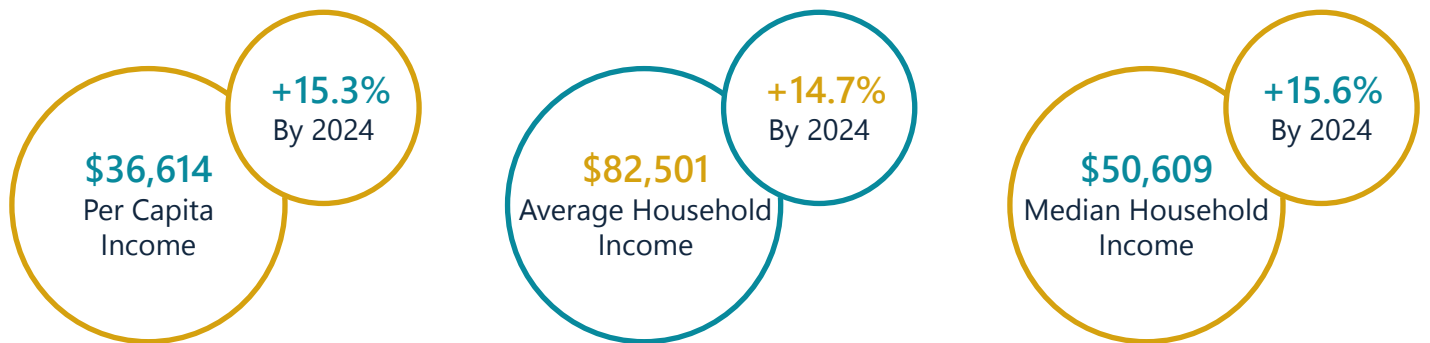


Employed Population, Age 16+ | **37,646**


## Gross Retail Sales By Fiscal Year



## 2019 Income



## 2019 Educational Attainment, Age 25+



**UpstateSCAlliance**

**Upstate SC Alliance**  
John Lummus, President/CEO  
864.283.2300  
www.upstatescalliance.com



**Appalachian Council of Governments**  
30 Century Circle, Greenville, SC 29607  
864.242.9733  
www.scacog.org



**City of Greenville**  
206 S. Main Street, Greenville, SC 29601  
864.467.4401  
www.greenvillesc.gov