



# City of Greenville

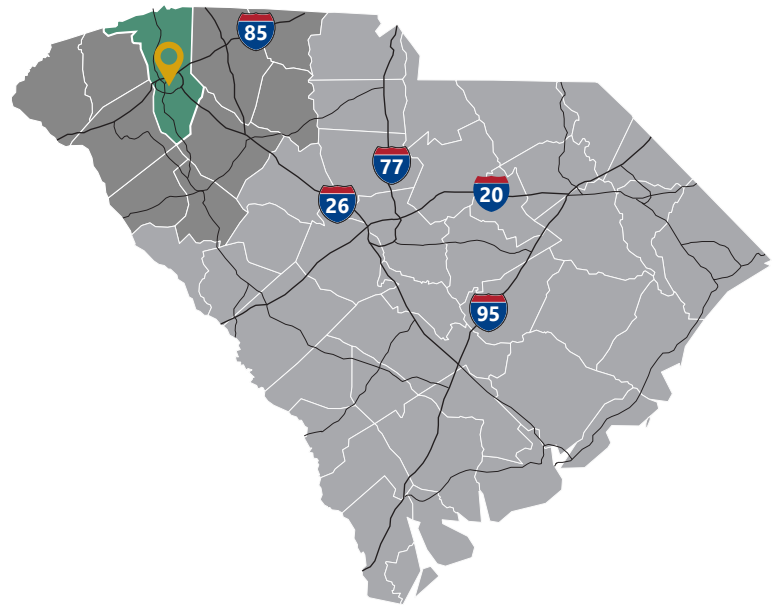
## Total Population

	2010	2018	2023	Growth Rate <sup>1</sup>
Greenville City	58,409	70,521	77,222	1.83%
Greenville County	451,225	513,431	554,977	1.57%
Upstate SC	1,362,073	1,482,416	1,563,925	1.08%
South Carolina	4,625,364	5,108,693	5,437,217	1.25%

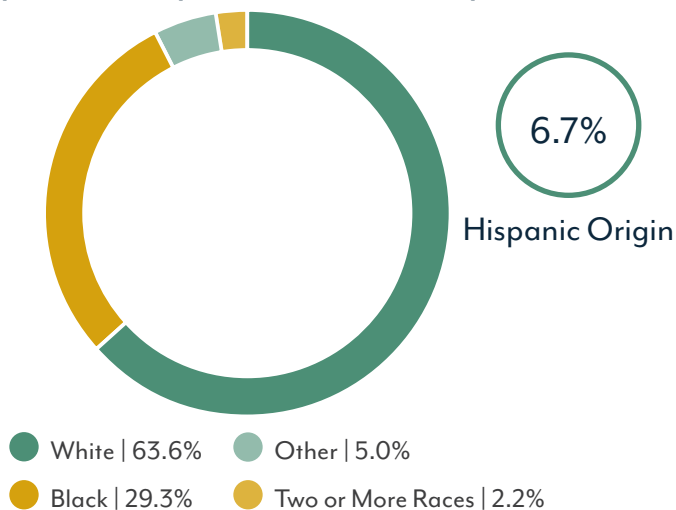
<sup>1</sup> Projected annual growth rate 2018-2023

## Households & Families

	2010	2018	2023
Total Households	25,599	31,504	34,705
Total Families	12,827	15,714	17,130
Average HH Size	2.1	2.1	2.1



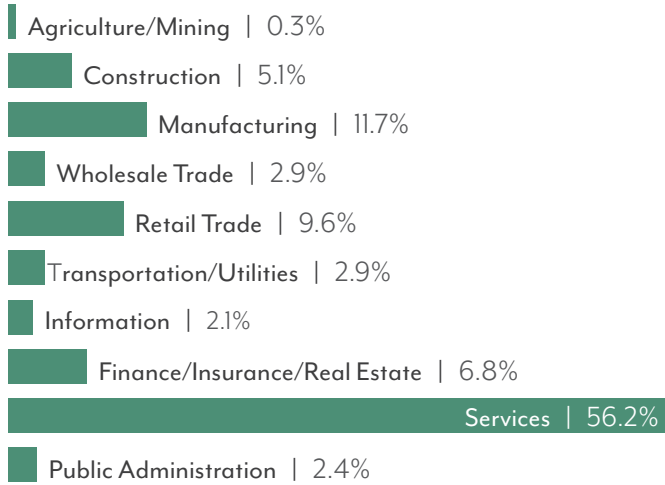
## Population by Race & Ethnicity



## Population by Age

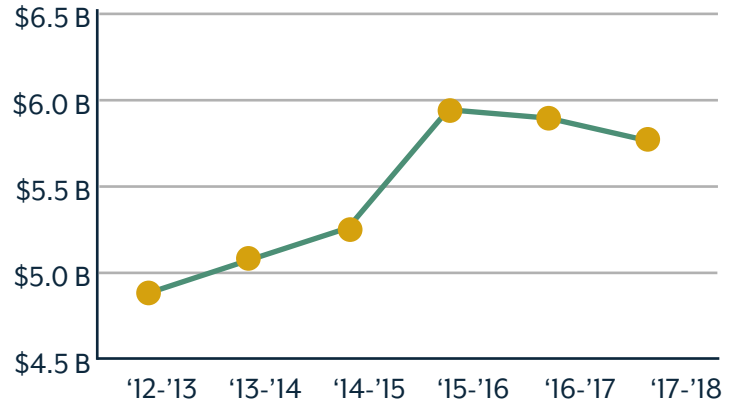
	2010	2018	2023
Under 5	6.5%	5.7%	5.7%
5 to 9	5.3%	5.7%	5.5%
10 to 14	4.6%	5.2%	5.4%
15 to 24	16.8%	14.9%	14.7%
25 to 34	17.2%	16.1%	15.2%
35 to 44	13.1%	13.2%	13.2%
45 to 54	12.7%	11.9%	11.6%
55 to 64	10.8%	11.9%	11.6%
65+	12.8%	15.3%	17.2%

## 2018 Employment by Industry

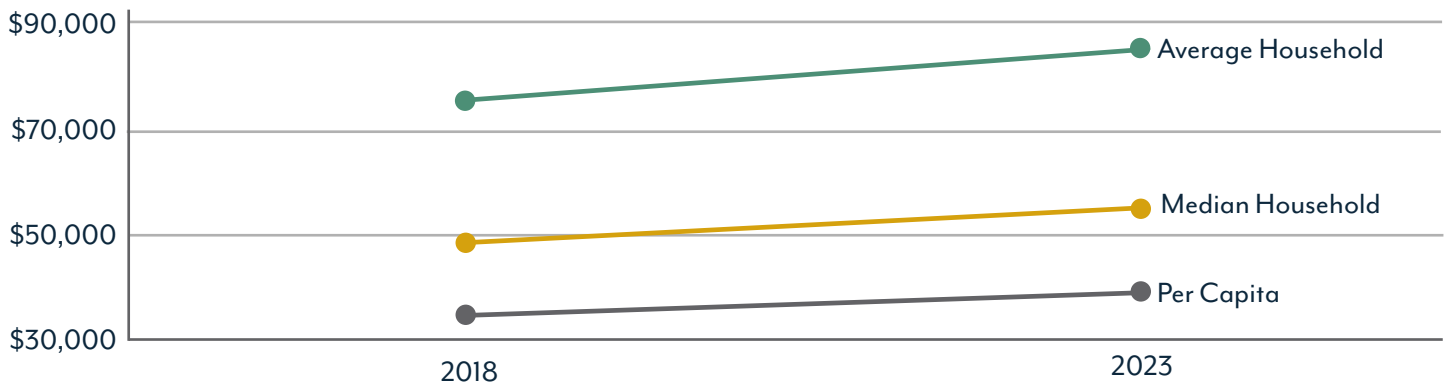


Employed Population, Age 16+ | 35,040


## Gross Retail Sales By Fiscal Year



## Income



## 2018 Educational Attainment, Age 25+



**Upstate SC Alliance**  
 John Lummus, President/CEO  
 864.283.2300  
[www.upstatescalliance.com](http://www.upstatescalliance.com)



**Appalachian Council of Governments**  
 30 Century Circle, Greenville, SC 29607  
 864.242.9733  
[www.scacog.org](http://www.scacog.org)



**City of Greenville**  
 206 S. Main Street, Greenville, SC 29601  
 864.467.4401  
[www.greenvillesc.gov](http://www.greenvillesc.gov)