



City of Greer

Total Population

	2010	2019	2024	Growth Rate ¹
Greer	25,515	31,154	33,515	1.5%
Greenville County	451,225	520,932	560,313	1.5%
Spartanburg County	284,307	320,379	339,835	1.2%
Upstate SC	1,362,073	1,507,423	1,588,080	1.1%
South Carolina	4,625,364	5,195,563	5,526,057	1.3%

¹ Projected annual growth rate 2019-2024

Households & Families

	2010	2019	2024
Total Households	10,012	12,177	13,078
Total Families	6,685	8,221	8,807
Average HH Size	2.52	2.54	2.55

Population by Age

	2010	2019	2024
Under 5	8.5%	7.1%	7.0%
5 to 9	7.4%	7.4%	7.2%
10 to 14	6.9%	7.2%	7.4%
15 to 24	12.4%	11.2%	11.5%
25 to 34	16.2%	14.0%	12.7%
35 to 44	15.0%	14.2%	15.0%
45 to 54	13.0%	13.0%	12.5%
55 to 64	9.5%	11.8%	11.4%
65+	10.9%	14.2%	15.5%

25.2%

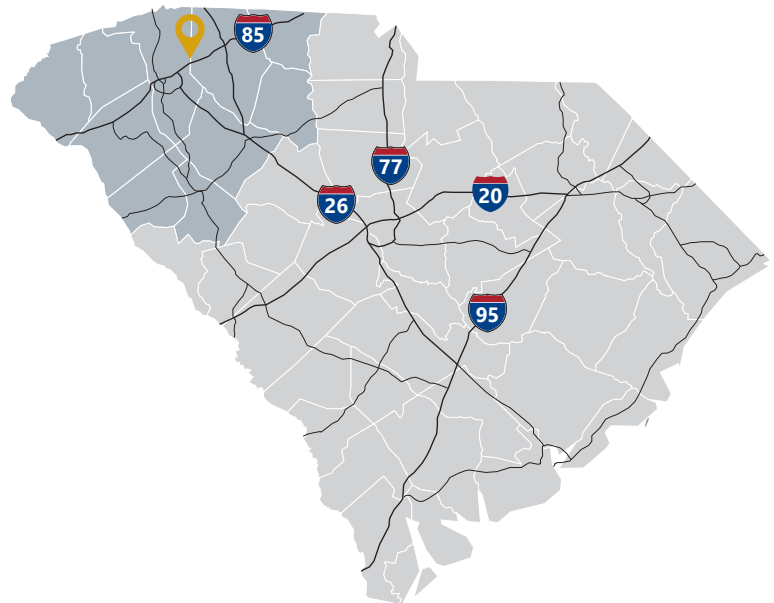
Under 18

44.3%

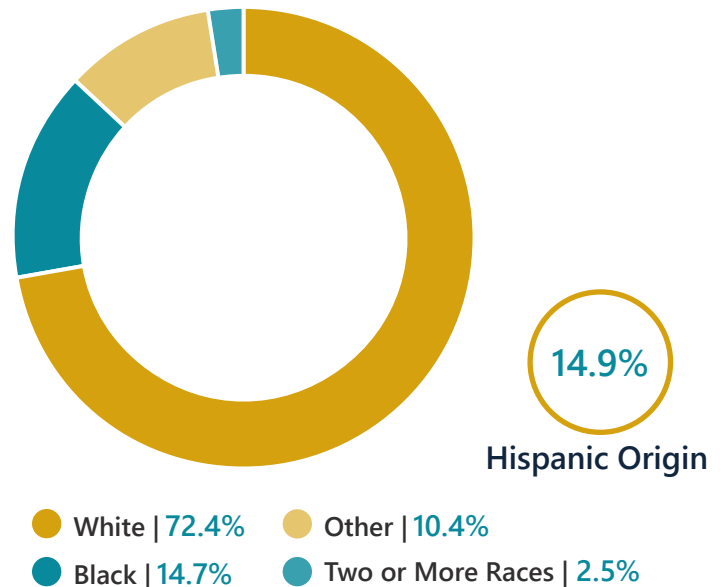
Prime Working Age

37.1

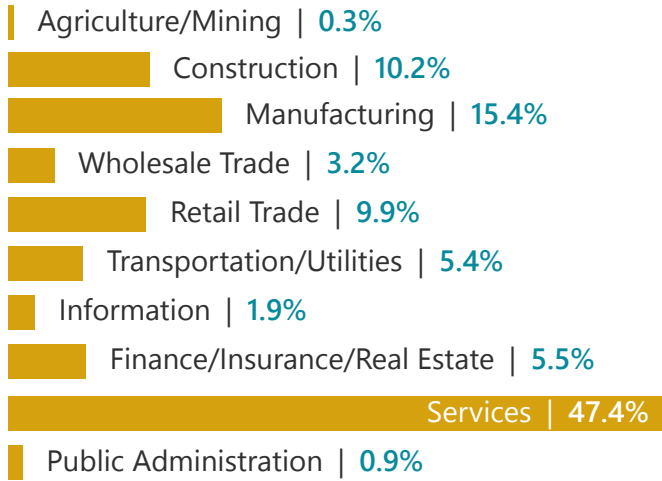
Median Age



Population By Race & Ethnicity

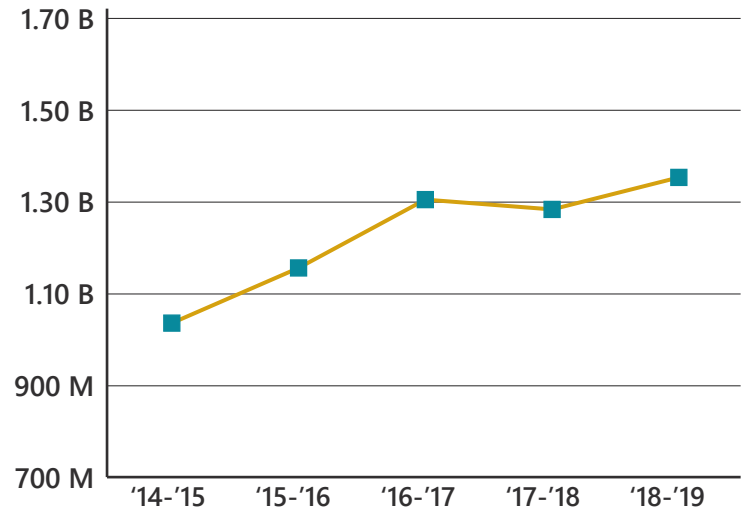


2019 Employment by Industry

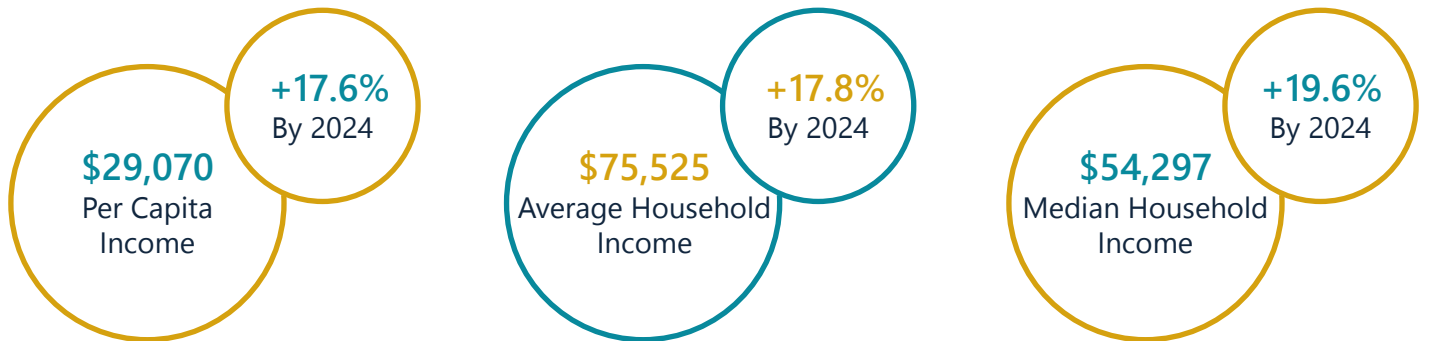


Employed Population, Age 16+ | **15,834**


Gross Retail Sales By Fiscal Year



2019 Income



2019 Educational Attainment, Age 25+



UpstateSCAlliance

Upstate SC Alliance
 John Lummus, President/CEO
 864.283.2300
www.upstatescalliance.com



Appalachian Council of Governments
 30 Century Circle, Greenville, SC 29607
 864.242.9733
www.scacog.org



City of Greer
 301 E. Poinsett Street, Greer, SC 29651
 864.848.2150
www.cityofgreer.org