



City of Union

Total Population

	2010	2019	2024	Growth Rate ¹
Union	8,393	7,935	7,725	-0.53%
Union County	28,961	28,128	27,618	-0.37%
Upstate SC	1,362,073	1,507,423	1,588,080	1.1%
South Carolina	4,625,364	5,195,563	5,526,057	1.3%

¹ Projected annual growth rate 2019-2024

Households & Families

	2010	2019	2024
Total Households	3,690	3,471	3,370
Total Families	2,254	2,098	2,024
Average HH Size	2.24	2.22	2.22

Population by Age

	2010	2019	2024
Under 5	6.8%	5.9%	5.8%
5 to 9	6.1%	5.9%	5.7%
10 to 14	6.5%	5.9%	6.0%
15 to 24	12.6%	11.1%	10.8%
25 to 34	10.9%	12.3%	11.5%
35 to 44	11.5%	10.8%	11.2%
45 to 54	14.0%	11.9%	11.2%
55 to 64	13.5%	14.0%	13.3%
65+	17.9%	22.2%	24.8%



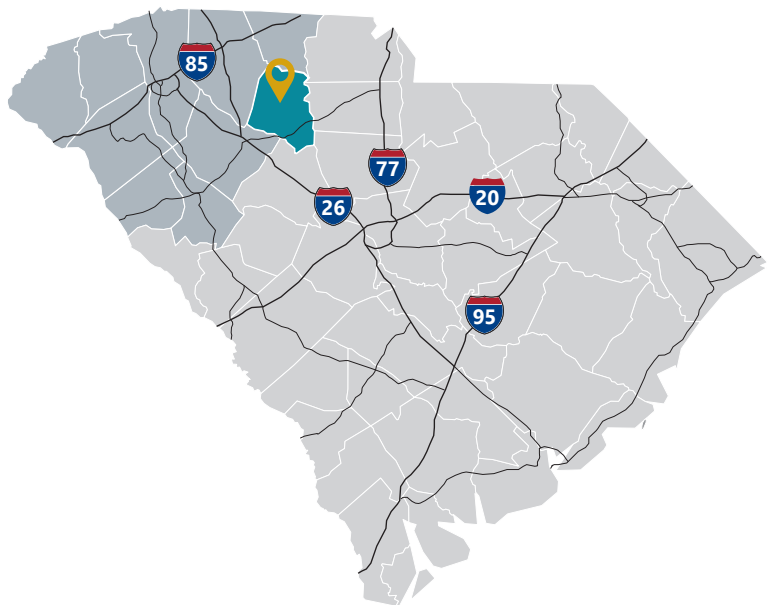
Under 18



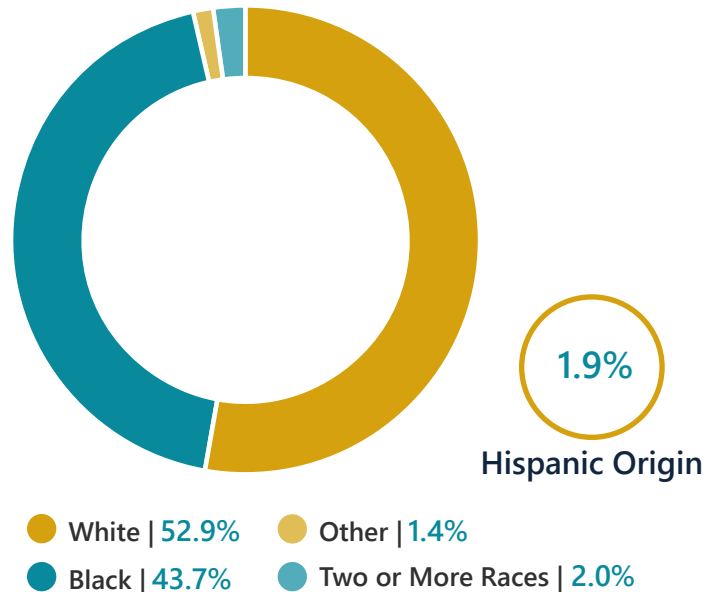
Prime Working Age



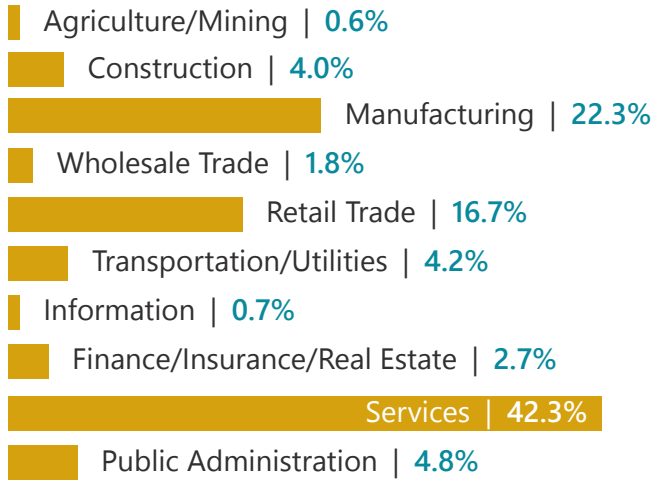
Median Age



Population By Race & Ethnicity

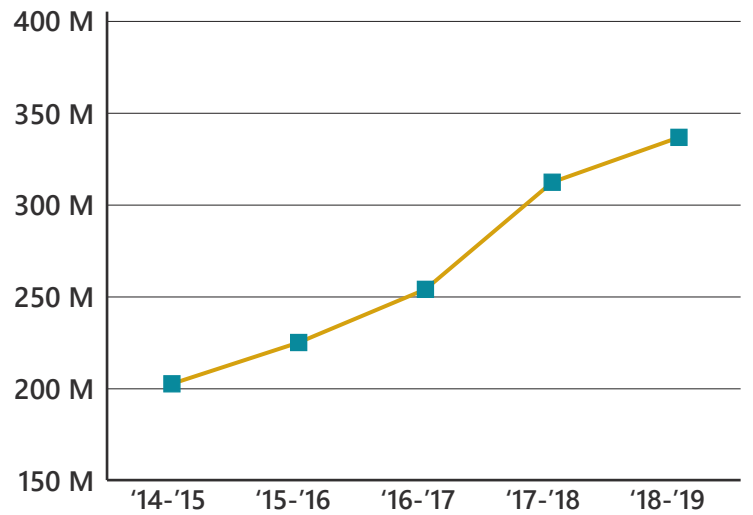


2019 Employment by Industry

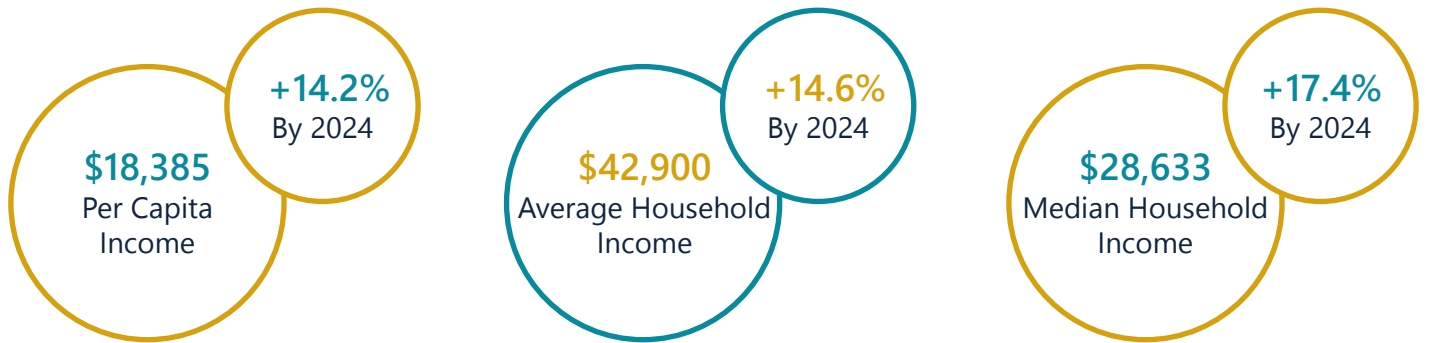


Employed Population, Age 16+ | **3,148**


Gross Retail Sales By Fiscal Year



2019 Income



2019 Educational Attainment, Age 25+



Upstate SC Alliance
John Lummus, President/CEO
864.283.2300
www.upstatescalliance.com



Appalachian Council of Governments
30 Century Circle, Greenville, SC 29607
864.242.9733
www.scacog.org



City of Union
101 Sharpe Avenue, PO Box 987, Union, SC 29379
864.429.1700
www.cityofunion.net