



City of Union

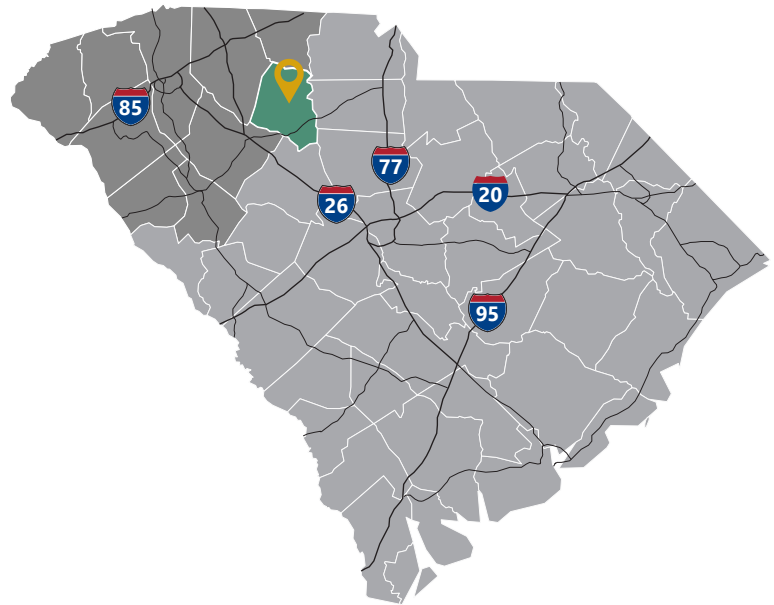
Total Population

	2010	2018	2023	Growth Rate ¹
City of Union	8,393	7,917	7,688	-0.59%
Union County	28,961	28,164	27,678	-0.35%
Upstate SC	1,362,073	1,482,416	1,563,925	1.08%
South Carolina	4,625,364	5,108,693	5,437,217	1.25%

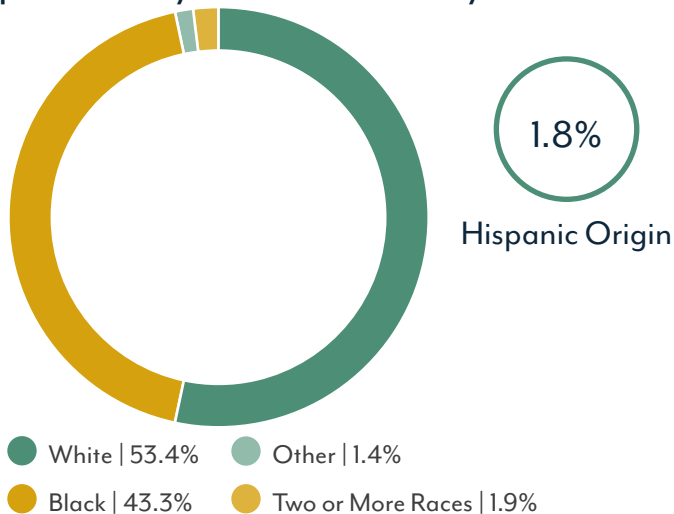
¹ Projected annual growth rate 2018-2023

Households & Families

	2010	2018	2023
Total Households	3,690	3,458	3,348
Total Families	2,254	2,088	2,005
Average HH Size	2.2	2.2	2.2



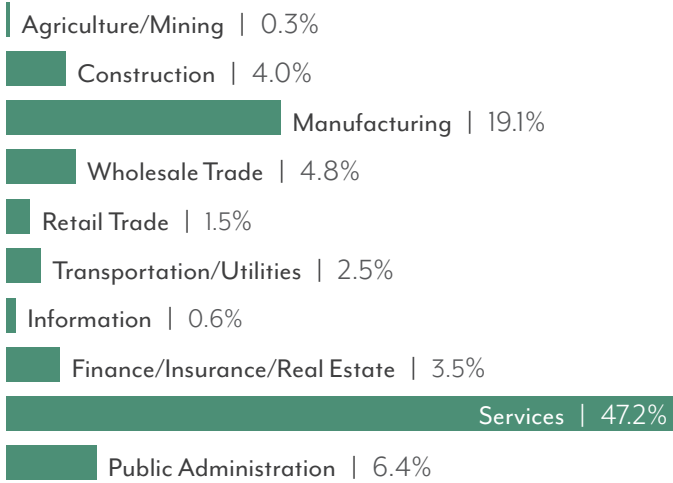
Population by Race & Ethnicity



Population by Age

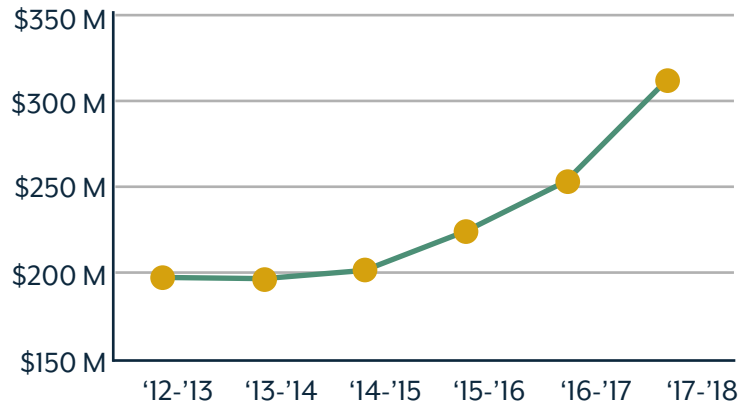
	2010	2018	2023
Under 5	6.8%	5.8%	5.6%
5 to 9	6.1%	6.1%	5.7%
10 to 14	6.5%	6.0%	6.1%
15 to 24	12.6%	11.4%	11.0%
25 to 34	10.9%	11.8%	11.2%
35 to 44	11.5%	10.9%	11.0%
45 to 54	14.0%	12.1%	11.6%
55 to 64	13.5%	14.0%	13.3%
65+	18.0%	21.8%	24.5%

2018 Employment by Industry

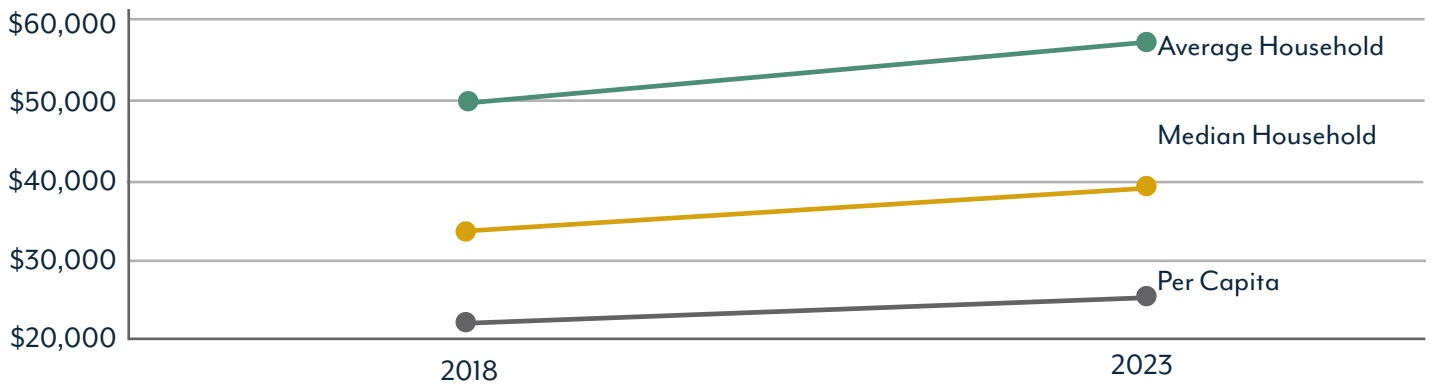


Employed Population, Age 16+ | 3,258

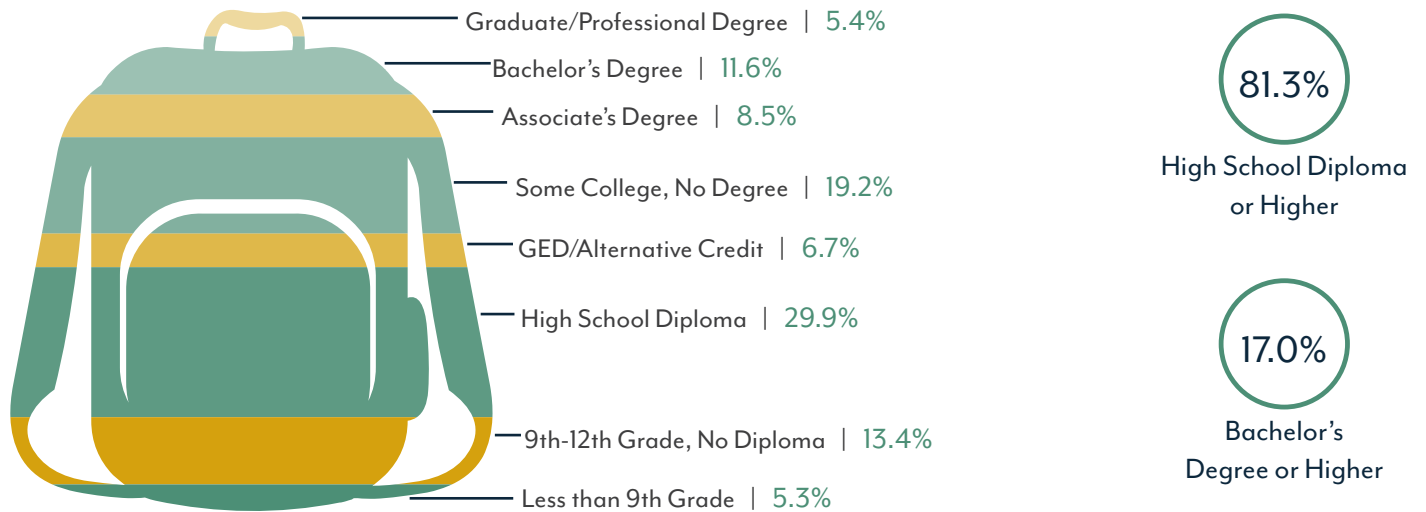
Gross Retail Sales By Fiscal Year



Income



2018 Educational Attainment, Age 25+



Upstate SC Alliance
John Lummus, President/CEO
864.283.2300
www.upstatescalliance.com



Appalachian Council of Governments
30 Century Circle, Greenville, SC 29607
864.242.9733
www.scacog.org



City of Union
101 Sharpe Avenue, Union, SC 29379
864.429.1700
www.cityofunion.net