

City of ANDERSON

TOTAL POPULATION

	2018	2020	2023	Growth*
City of Anderson	27,669	28,714	29,762	7.6%
Anderson County	200,209	203,718	213,076	6.4%
Upstate SC	1,480,312	1,511,905	1,590,636	7.5%
South Carolina	5,091,702	5,118,425	5,373,555	5.5%

*Population growth 2018-2023

HOUSEHOLDS & FAMILIES

	2018	2020	2023
Total Households	11,397	11,529	11,949
Total Families	6,606	6,690	6,636
Average Household Size	2.26	2.28	2.29

POPULATION by Age

	2018	2020	2023
Under 5	6.6%	6.0%	6.1%
5 to 9	6.3%	6.4%	6.3%
10 to 14	5.8%	6.3%	5.9%
15 to 24	14.7%	17.1%	15.7%
25 to 34	12.7%	12.4%	12.5%
35 to 44	11.1%	10.6%	11.6%
45 to 54	11.4%	10.2%	10.7%
55 to 64	11.8%	11.6%	11.5%
65+	19.5%	19.4%	19.8%



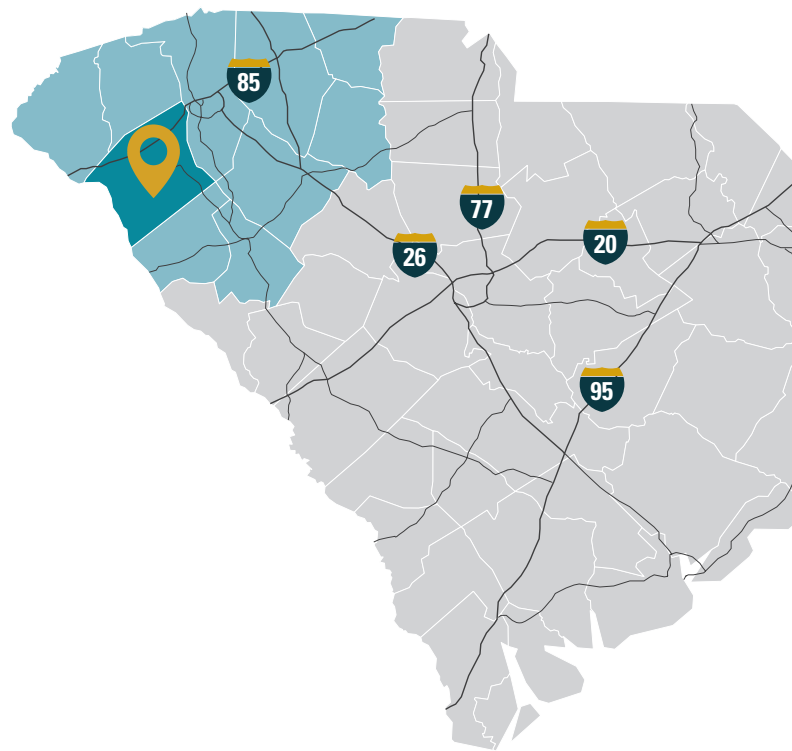
22.0%
under 18



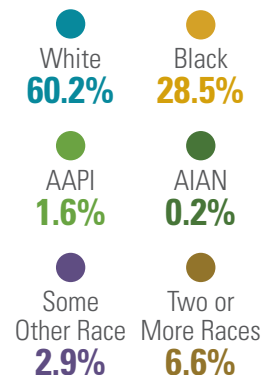
34.8%
prime working age



38.0
median age

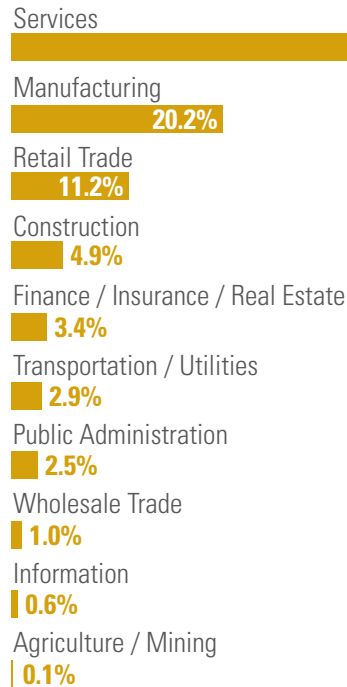



2023 POPULATION by Race & Ethnicity



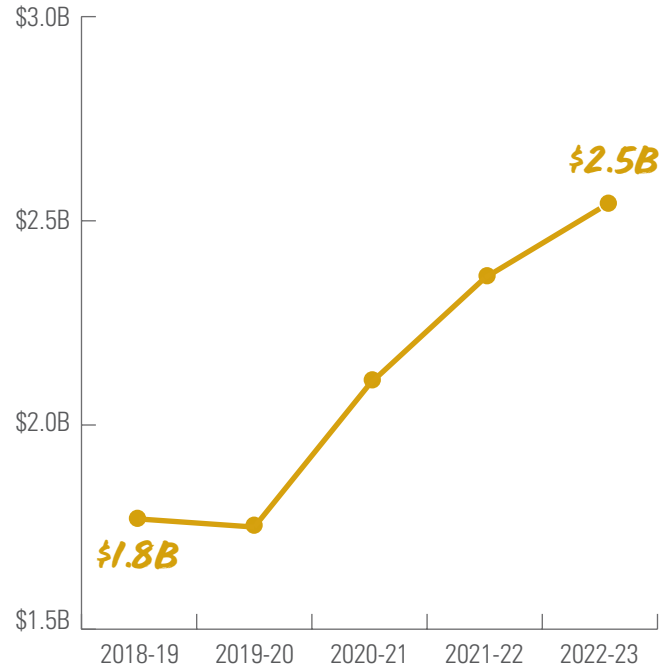
6.3%
Hispanic Origin

2023 EMPLOYMENT by Industry

13,762
civilian population
age 16+ in labor force

GROSS RETAIL SALES by Fiscal Year



\$26,179
per capita income

\$28,876 by 2028



\$64,650
average household income

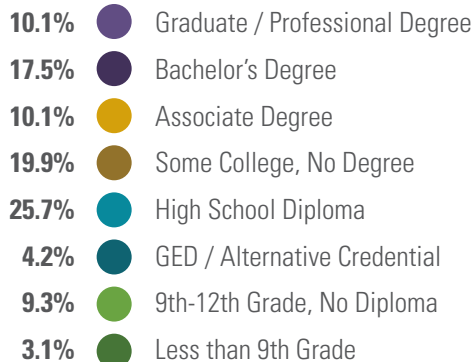
\$70,895 by 2028



\$44,735
median household income

\$48,518 by 2028

2023 EDUCATIONAL ATTAINMENT, AGE 25+




87.5%
high school diploma
or higher



27.6%
bachelor's degree
or higher