



City of GREENVILLE

TOTAL POPULATION

	2018	2020	2023	Growth*
Greenville City	70,521	70,910	75,691	7.3%
Greenville County	515,572	525,534	558,036	8.2%
Upstate SC	1,480,312	1,511,905	1,590,636	7.5%
South Carolina	5,091,702	5,118,425	5,373,555	5.5%

**Projected annual growth rate 2023-2028*

HOUSEHOLDS & FAMILIES

	2018	2020	2023
Total Households	31,504	32,913	35,689
Total Families	15,714	15,830	16,718
Average Household Size	2.09	2.05	2.02

POPULATION by Age

	2018	2020	2023
Under 5	5.7%	5.5%	5.3%
5 to 9	5.7%	5.3%	5.5%
10 to 14	5.2%	5.1%	5.4%
15 to 24	14.9%	14.7%	13.4%
25 to 34	16.1%	20.5%	15.5%
35 to 44	13.2%	12.6%	13.9%
45 to 54	11.9%	10.7%	11.4%
55 to 64	11.9%	10.9%	11.7%
65+	15.3%	14.7%	17.8%



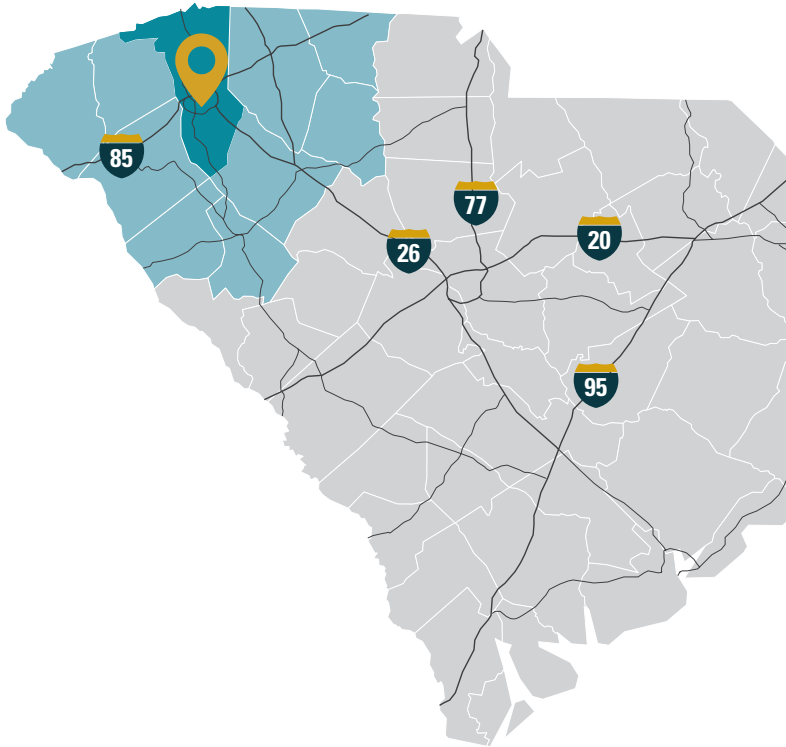
19.1%
under 18



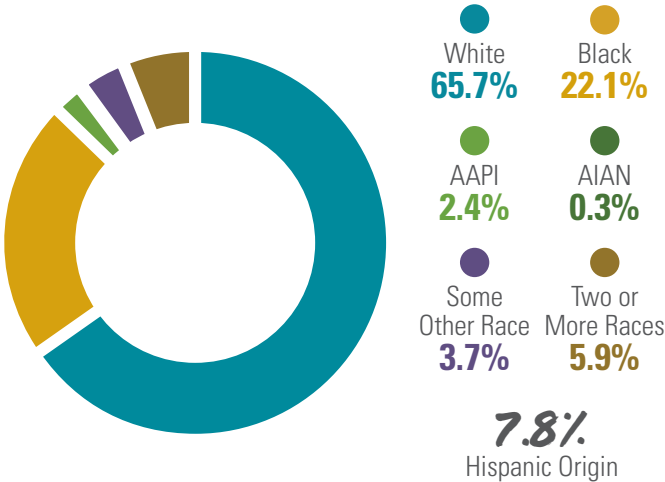
40.8%
prime working age



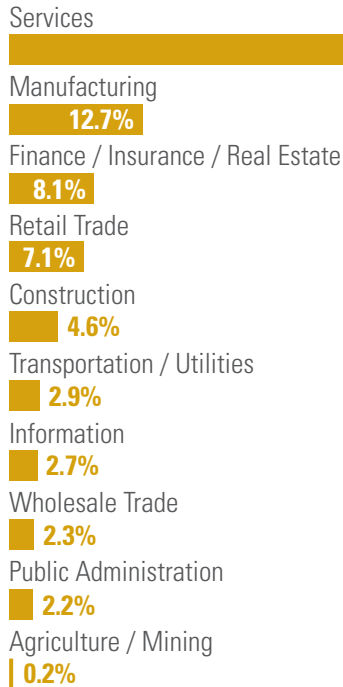
38.3
median age



2023 POPULATION by Race & Ethnicity

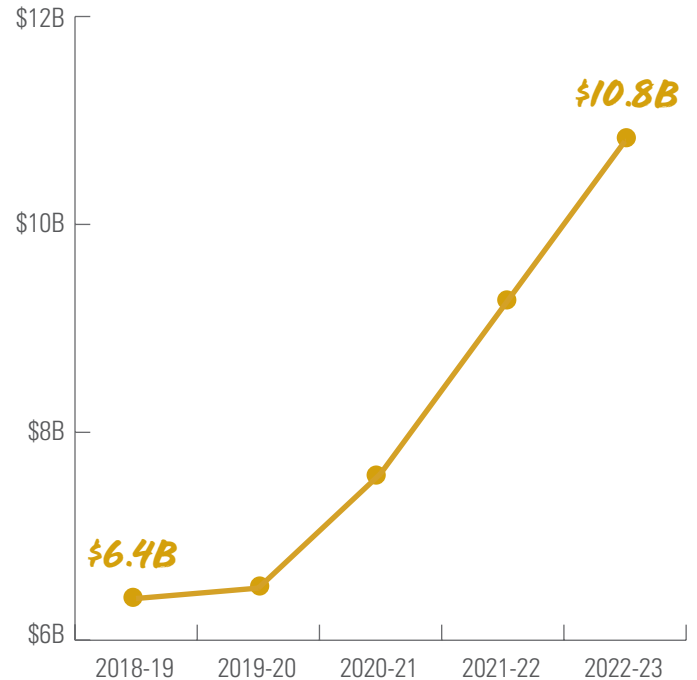


2023 EMPLOYMENT by Industry



40,685
civilian population
age 16+ in labor force

GROSS RETAIL SALES by Fiscal Year



\$52,479
per capita income

\$58,724 by 2028



\$111,101
average household income

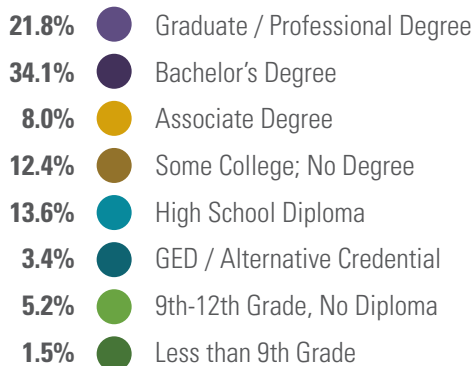
\$122,874 by 2028



\$67,150
median household income

\$73,949 by 2028

2023 EDUCATIONAL ATTAINMENT, AGE 25+



93.3%
high school diploma
or higher

55.9%
bachelor's degree
or higher



Greenville City Economic Development Corp.
Sam Konduros, President / CEO
206 S. Main Street | Greenville, SC 29601
gcedc@greenvillesc.gov



UpstateSCAlliance

Upstate SC Alliance
John Lummus, President / CEO
864.283.2300
upstateSCalliance.com



**city of
greenville**

City of Greenville
206 S. Main Street
Greenville, SC 29601
864.467.4401 • greenvillesc.gov

Sources: Esri Business Analyst, US Census Bureau, and SC Department of Revenue and Taxation