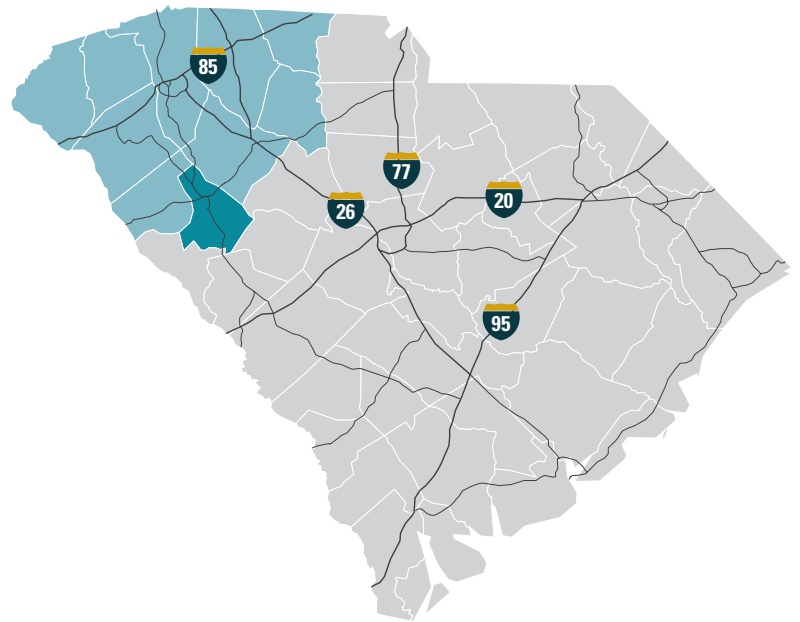




Greenwood COUNTY

PERFECTLY SITUATED

The City of Greenwood, the county seat, is located near the center of the county. The county takes its name from the plantation of an early resident, John McGehee, Jr. The area is accessible to three major interstates and only hours away from both the mountains and the coast. Since 1950, Greenwood County has experienced diversified industrial growth with construction of new facilities by major corporations. The county is home to the George W. Park Seed Company, Fujifilm Manufacturing USA, and Velux, whose research and development divisions are on the cutting edge of science and technology. Piedmont Technical College and Lander University in Greenwood provide quality educational opportunities for individuals to acquire the knowledge and skills for employment in engineering, industrial technology, business, health, liberal arts, and public service, or for transfer to senior colleges and universities.



TOTAL POPULATION

	2010	2023	2028	Growth Rate*
Greenwood County	69,661	69,264	69,130	-0.04%
Upstate SC	1,362,073	1,568,057	1,615,810	0.60%
South Carolina	4,625,364	5,311,184	5,473,930	0.61%

*Projected annual growth rate 2023-2028

POPULATION BY AGE

	2010	2023	2028
Under 5	6.8%	5.7%	5.7%
5 to 9	6.2%	6.2%	5.8%
10 to 14	6.6%	6.2%	6.3%
15 to 24	14.8%	13.2%	13.3%
25 to 34	12.2%	13.1%	11.4%
35 to 44	12.6%	11.9%	12.7%
45 to 54	13.5%	11.5%	11.4%
55 to 64	12.1%	12.3%	11.8%
65+	15.1%	20.0%	21.6%
MEDIAN AGE	37.8	39.7	40.7

36.5% of the 2023 population is prime working age

HOUSEHOLDS & FAMILIES

	2010	2023	2028
Total Households	27,547	28,337	28,675
Total Families	18,438	18,274	18,423
Average Household Size	2.43	2.35	2.31
Owner Occupied	58.0%	59.2%	60.8%
Renter Occupied	30.7%	30.4%	29.1%
Vacant	11.3%	10.4%	10.1%

MEDIAN HOUSEHOLD INCOME

	2023	2028
Greenwood County	\$54,352	\$59,367
South Carolina	\$60,025	\$67,198
United States	\$72,603	\$82,410

POPULATION by Race & Ethnicity

	2010	2023	2028
White	62.9%	59.3%	58.9%
Black	31.4%	29.6%	28.7%
American Indian / Alaska Native	0.3%	0.3%	0.3%
Asian	0.8%	1.1%	1.3%
Hawaiian / Pacific Islander	0.0%	0.1%	0.1%
Some Other Race	3.5%	4.7%	5.4%
Two or More Races	1.2%	5.0%	5.4%
Hispanic Origin (Any Race)	5.4%	7.5%	8.4%


PER CAPITA INCOME

	2023	2028
Greenwood County	\$29,127	\$32,725
South Carolina	\$35,757	\$40,747
United States	\$41,310	\$47,525

2023 EDUCATIONAL ATTAINMENT, AGE 25+

- 9.6% Graduate / Professional Degree
- 16.8% Bachelor's Degree
- 15.5% Associate Degree
- 14.2% Some College, No Degree
- 26.5% High School Diploma
- 5.7% GED / Alternative Credential
- 8.5% 9th-12th Grade, No Diploma
- 3.2% Less than 9th Grade




88.3%
high school diploma or higher


26.5%
bachelor's degree or higher


2020 COMMUTING PATTERNS

TRAVEL DISTANCE TO WORK

Less than 10 miles	50.7%
10-24 miles	19.6%
25-50 miles	14.1%
50 miles or more	15.6%



WORKER INFLOW & OUTFLOW



Live and work in Greenwood County	14,007
Commute into Greenwood County	11,229
Commute out of Greenwood County	13,354

Greenwood County WHERE DO WORKERS LIVE?

Greenwood County	55.5%
Abbeville County	6.8%
Laurens County	6.5%
Anderson County	4.2%
Greenville County	3.8%
Saluda County	2.1%
Spartanburg County	1.7%
McCormick County	1.5%
Richland County	1.5%
Newberry County	1.4%

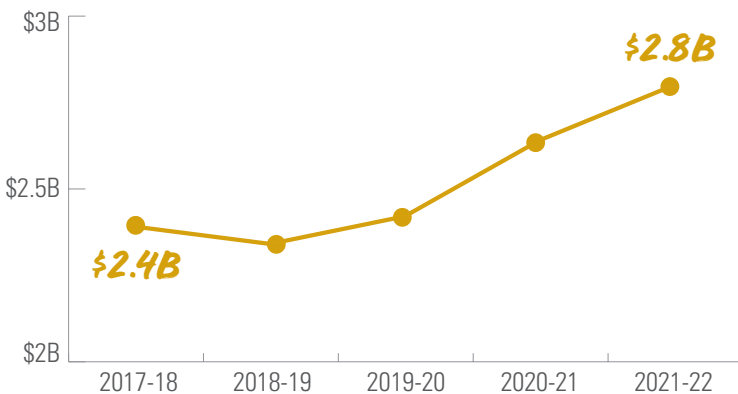
2023 EMPLOYMENT by Industry

Agriculture / Mining	1.0%	284
Construction	5.7%	1,576
Manufacturing	25.0%	6,873
Wholesale Trade	1.3%	363
Retail Trade	10.1%	2,787
Transportation / Utilities	4.7%	1,286
Information	0.6%	151
Finance / Insurance / Real Estate	3.1%	849
Services	45.4%	12,475
Public Administration	3.0%	836
TOTAL	100%	27,480

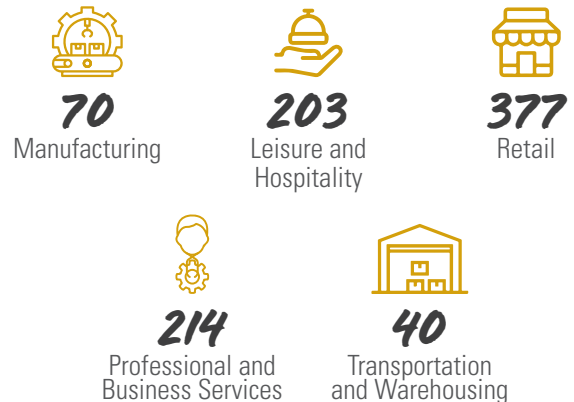
2023 CIVILIAN POPULATION by Labor Force (16+)

Labor Force	28,607
Unemployed	3.9%

GROSS RETAIL SALES by Fiscal Year



2023 BUSINESS ESTABLISHMENTS by Industry



TOP 5 MANUFACTURING EMPLOYERS

COMPANY	PRIMARY PRODUCT(S) / INDUSTRY	EMPLOYEES
Eaton Corporation	Switchgears, Switchboard Equipment	1,001-2,500
Carolina Pride Foods	Meat Products	501-1,000
Lonza	Photographic Products (Film, Paper, Cameras)	501-1,000
Fujifilm	Pharmaceutical Preparations, Medicine Capsules	501-1,000
Cardinal Health	Medical Products	251-500

TOP 5 NON-MANUFACTURING EMPLOYERS


COMPANY	PRIMARY PRODUCT(S) / INDUSTRY	EMPLOYEES
Self Regional Healthcare	Healthcare	2,501-5,000
Greenwood County School Districts	Public Education, K-12	1,001-2,500
State of SC	State Government	1,001-2,500
Lander University	Higher Education	501-1,000
Piedmont Technical College	Higher Education	501-1,000

AIRPORT



GREENVILLE-SPARTANBURG INTERNATIONAL AIRPORT

- 50 non-stop daily departures
- 17 major cities & 20 airports
- 2.3 million passengers flown in FY2023
- 79,139 tons of air cargo moved in FY2023



GREENWOOD COUNTY AIRPORT

PORT



INLAND PORT GREER

- 63 miles from the City of Greenwood
- 151,261 rail lifts in FY2022

PORT OF CHARLESTON

- 171 miles from the City of Greenwood
- 2.6 million TEUs handled in FY2023

HIGHWAY



INTERSTATES

16 miles to 85 19 miles to 26

HIGHWAYS

25 178 221
34 272

RAIL



MAJOR PROVIDERS



ADDITIONAL RESOURCES



Upstate SC Alliance
John Lummus, President / CEO
864.283.2300 • upstateSCAlliance.com

Sources: Appalachian Council of Governments, Esri Business Analyst, Greenville-Spartanburg International Airport, SC Department of Revenue and Taxation, SC Ports Authority, Upstate SC Alliance, and US Census Bureau