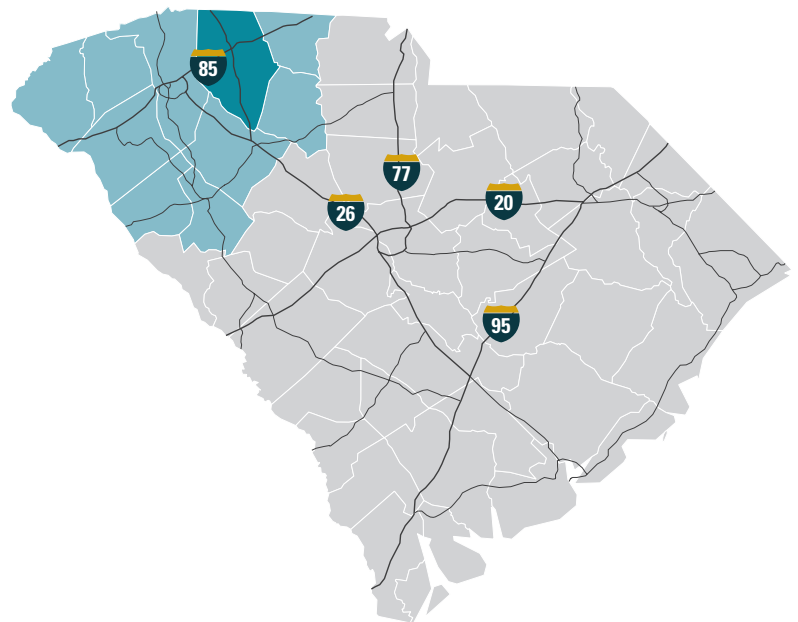




Spartanburg COUNTY

START. LOCATE. EXPAND.

Formed in 1785, Spartanburg County and its county seat were named for the Spartan Regiment, a local militia unit that fought in the Revolutionary War. The county has grown from a frontier trading post and later a major textile center to an important, more diversified, manufacturing center. Spartanburg also is an international business center with the highest per capita foreign investment and more than 110 international firms, including BMW Manufacturing Corporation. Spartanburg offers businesses an excellent transportation system, including highways, rail and truck lines, Greenville-Spartanburg International Airport, and proximity to the Port of Charleston. Spartanburg's location at the crossroads of two major interstate highways, I-85 and I-26, put it at the top of the list for business and personal relocation.



TOTAL POPULATION

	2010	2023	2028	Growth Rate*
Spartanburg County	284,307	343,998	357,981	0.80%
Upstate SC	1,362,073	1,568,057	1,615,810	0.60%
South Carolina	4,625,364	5,311,184	5,473,930	0.61%

*Projected annual growth rate 2023-2028

POPULATION BY AGE

	2010	2023	2028
Under 5	6.7%	5.7%	5.7%
5 to 9	6.7%	6.2%	6.0%
10 to 14	6.8%	6.3%	6.4%
15 to 24	14.0%	12.1%	12.0%
25 to 34	11.9%	13.0%	11.5%
35 to 44	13.7%	12.5%	13.2%
45 to 54	14.4%	12.5%	12.1%
55 to 64	12.4%	13.1%	12.5%
65+	13.5%	18.6%	20.6%
MEDIAN AGE	37.9	40.3	41.2

38% of the 2023 population is prime working age

HOUSEHOLDS & FAMILIES

	2010	2023	2028
Total Households	109,246	132,501	138,614
Total Families	75,404	88,289	92,030
Average Household Size	2.53	2.53	2.52
Owner Occupied	62.2%	68.5%	69.9%
Renter Occupied	26.9%	23.9%	23.2%
Vacant	10.9%	7.6%	6.9%

MEDIAN HOUSEHOLD INCOME

	2023	2028
Spartanburg County	\$60,050	\$66,246
South Carolina	\$60,025	\$67,198
United States	\$72,603	\$82,410

POPULATION by Race & Ethnicity

	2010	2023	2028
White	72.3%	66.5%	65.7%
Black	20.6%	19.1%	18.5%
American Indian / Alaska Native	0.3%	0.4%	0.4%
Asian	2.0%	2.8%	3.1%
Hawaiian / Pacific Islander	0.0%	0.1%	0.1%
Some Other Race	3.1%	5.0%	5.5%
Two or More Races	1.7%	6.3%	6.8%
Hispanic Origin (Any Race)	5.9%	9.2%	10.2%

PER CAPITA INCOME

	2023	2028
Spartanburg County	\$32,865	\$37,196
South Carolina	\$35,757	\$40,747
United States	\$41,310	\$47,525

2023 EDUCATIONAL ATTAINMENT, AGE 25+

10.2%	Graduate / Professional Degree
17.3%	Bachelor's Degree
12.0%	Associate Degree
18.5%	Some College, No Degree
25.9%	High School Diploma
5.6%	GED / Alternative Credential
7.3%	9th-12th Grade, No Diploma
3.3%	Less than 9th Grade



89.5%
high school diploma or higher

27.5%
bachelor's degree or higher

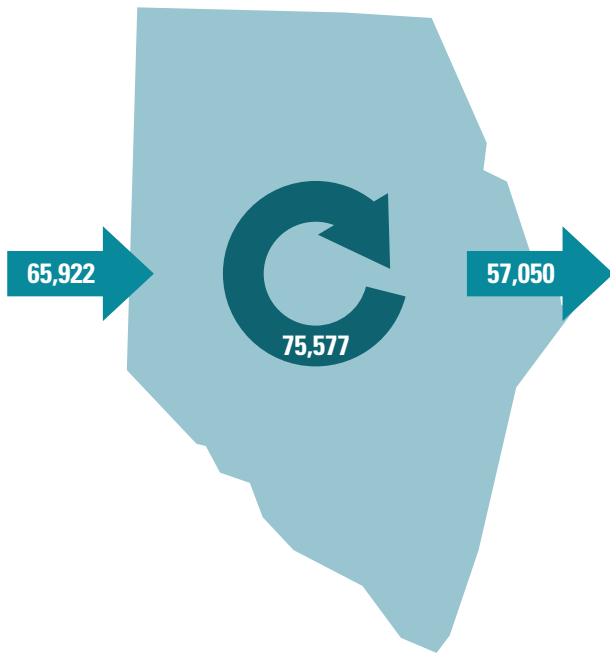
2020 COMMUTING PATTERNS

TRAVEL DISTANCE TO WORK

Less than 10 miles	43.7%
10-24 miles	33.2%
25-50 miles	8.3%
50 miles or more	14.8%

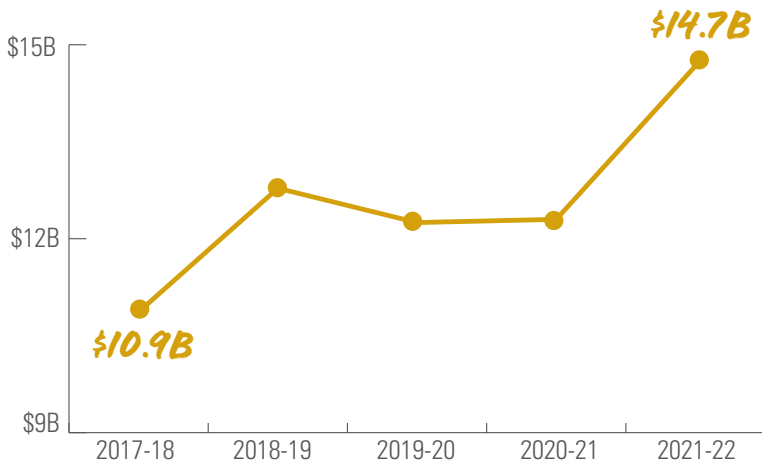

76.9%
of workers travel
less than 25 miles

WORKER INFLOW & OUTFLOW



Live and work in Spartanburg County	75,577
Commute into Spartanburg County	65,922
Commute out of Spartanburg County	57,050

GROSS RETAIL SALES by Fiscal Year



Spartanburg County WHERE DO WORKERS LIVE?

Spartanburg County	53.4%
Greenville County	17.0%
Cherokee County	4.1%
Anderson County	2.9%
Union County	1.9%
Laurens County	1.8%
Richland County	1.5%
Pickens County	1.5%
York County	1.2%
Lexington County	1.1%

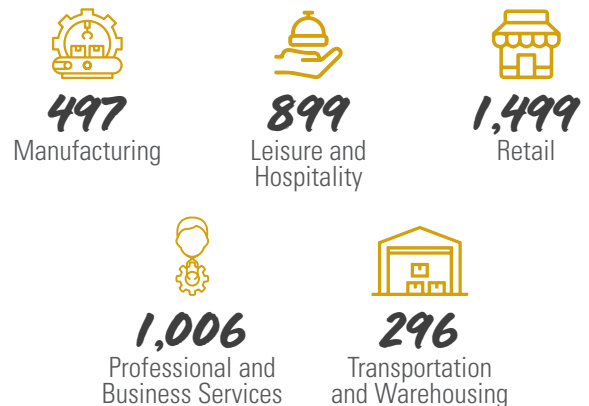
2023 EMPLOYMENT by Industry

Agriculture / Mining	0.6%	920
Construction	5.8%	8,927
Manufacturing	20.3%	31,037
Wholesale Trade	2.0%	3,076
Retail Trade	10.4%	15,905
Transportation / Utilities	7.5%	11,532
Information	1.7%	2,634
Finance / Insurance / Real Estate	4.8%	7,305
Services	43.8%	66,878
Public Administration	3.0%	4,642
TOTAL	100%	152,856

2023 CIVILIAN POPULATION by Labor Force (16+)

Labor Force	159,818
Unemployed	4.4%

2023 BUSINESS ESTABLISHMENTS by Industry



TOP 5 MANUFACTURING EMPLOYERS

COMPANY	PRIMARY PRODUCT(S) / INDUSTRY	EMPLOYEES
BMW Manufacturing Corporation	Automobiles	5,000+
Michelin North America	Tires	1,001-2,500
Magna International	Automotive Seating	1,001-2,500
Plastic Omnium	Plastic Injection Molded Exteriors	1,001-2,500
Sealed Air Corporation	Food Packaging and Healthcare Films	1,001-2,500

TOP 5 NON-MANUFACTURING EMPLOYERS


COMPANY	PRIMARY PRODUCT(S) / INDUSTRY	EMPLOYEES
Spartanburg County School Districts	Public Education, K-12	5,000+
Spartanburg Regional Healthcare System	Healthcare	5,000+
State of SC	State Government	1,001-2,500
US Government	Federal Government	1,001-2,500
Foundever	Customer Care Provider	1,001-2,500

AIRPORT



GREENVILLE-SPARTANBURG INTERNATIONAL AIRPORT

- 50 non-stop daily departures
- 17 major cities & 20 airports
- 2.3 million passengers flown in FY2023
- 79,139 tons of air cargo moved in FY2023



SPARTANBURG DOWNTOWN MEMORIAL AIRPORT

PORT



INLAND PORT GREER

- 21 miles from the City of Spartanburg
- 151,261 rail lifts in FY2022

PORT OF CHARLESTON

- 205 miles from the City of Spartanburg
- 2.6 million TEUs handled in FY2023

HIGHWAY



INTERSTATES



HIGHWAYS



RAIL



MAJOR PROVIDERS



SHORT-LINE PROVIDERS

Carolina Piedmont

ADDITIONAL RESOURCES



UpstateSCAlliance

Upstate SC Alliance

John Lummus, President / CEO

864.283.2300 • upstateSCalliance.com

Sources: Appalachian Council of Governments, Esri Business Analyst, Greenville-Spartanburg International Airport, SC Department of Revenue and Taxation, SC Ports Authority, Upstate SC Alliance, and US Census Bureau