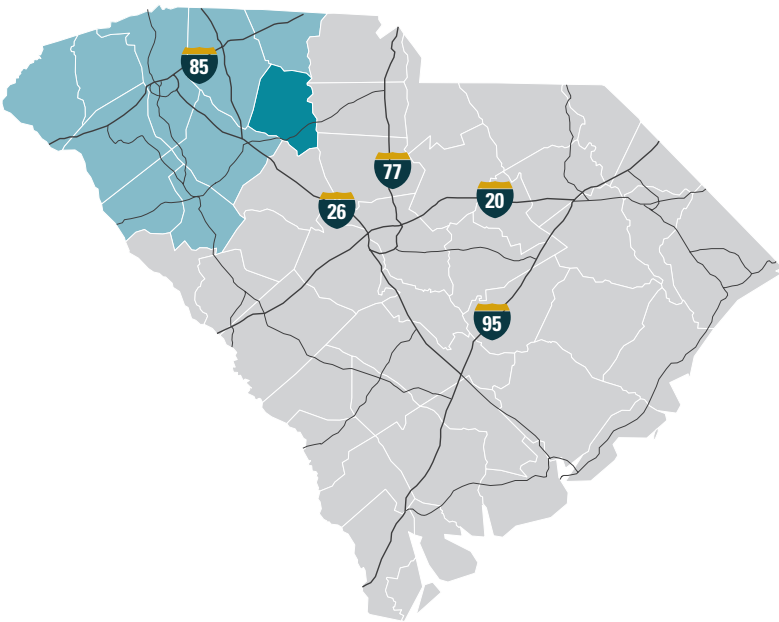




Union COUNTY

Organized in 1785, Union County has a long history as a pioneer in the textile industry. Although textile manufacturing still flourishes there today, the county has experienced a surge in other sectors, including automotive manufacturing, distribution, and bioscience. Located just minutes away from I-77, I-85, and I-26, Union County is at the center of a river of commerce running through the Upstate region. Businesses enjoy ready access to the nearby markets of large metropolitan areas and the Greenville-Spartanburg International Airport. Residents enjoy small town friendliness close to the attractions of the cities of Charlotte, Greenville, Spartanburg, and Columbia. The Union County workforce is bolstered by numerous institutions of higher education located either in Union or a neighboring county. The University of South Carolina (USC) and Spartanburg Community College both have satellite campuses located in Union, and Converse College, Spartanburg Methodist College, USC Upstate, and Wofford College are within an easy commute.



TOTAL POPULATION

| | 2018 | 2020 | 2023 | Population Growth 2018-2023 |
|----------------|-----------|-----------|-----------|--------------------------------|
| Union County | 27,327 | 27,244 | 26,629 | -2.6% |
| Upstate SC | 1,480,312 | 1,511,905 | 1,590,636 | 7.5% |
| South Carolina | 5,091,702 | 5,118,425 | 5,373,555 | 5.5% |

Source: US Census Bureau (2020 Decennial Census and 2018 & 2023 Population Estimates Program data)

DEMOGRAPHICS

POPULATION *by Age*

| | 2018 | 2020 | 2023 |
|------------|-------|-------|-------|
| Under 5 | 5.8% | 5.1% | 4.9% |
| 5 to 9 | 5.7% | 5.8% | 5.9% |
| 10 to 14 | 5.9% | 6.6% | 6.0% |
| 15 to 24 | 11.4% | 11.0% | 11.1% |
| 25 to 34 | 11.2% | 10.7% | 12.1% |
| 35 to 44 | 11.0% | 10.6% | 10.8% |
| 45 to 54 | 13.8% | 13.4% | 12.5% |
| 55 to 64 | 15.0% | 15.5% | 14.5% |
| 65+ | 20.1% | 21.2% | 22.2% |
| MEDIAN AGE | 44.1 | 45.1 | 44.3 |

35.4% of the 2023 population is prime working age

MEDIAN HOUSEHOLD INCOME

| | 2018 | 2020 | 2023 |
|----------------|----------|----------|----------|
| Union County | \$39,928 | \$37,403 | \$45,412 |
| South Carolina | \$50,748 | \$53,366 | \$60,025 |
| United States | \$58,100 | \$62,203 | \$72,603 |

POPULATION *by Race & Ethnicity*

| | 2018 | 2020 | 2023 |
|---------------------------------|-------|-------|-------|
| White | 65.3% | 63.8% | 66.1% |
| Black | 32.1% | 31.1% | 30.4% |
| American Indian / Alaska Native | 0.3% | 0.2% | 0.4% |
| Asian | 0.4% | 0.3% | 0.5% |
| Hawaiian / Pacific Islander | 0.1% | 0.0% | 0.1% |
| Some Other Race | n/a | 0.7% | n/a |
| Two or More Races | 1.9% | 3.8% | 2.5% |
| Hispanic Origin (Any Race) | 1.7% | 1.6% | 2.2% |

HOUSEHOLDS & FAMILIES

| | 2018 | 2020 | 2023 |
|------------------------|--------|--------|--------|
| Total Households | 11,574 | 11,622 | 11,513 |
| Total Families | 7,702 | 7,330 | 7,500 |
| Average Household Size | 2.39 | 2.31 | 2.29 |
| Owner Occupied | 57.1% | 60.0% | 60.6% |
| Renter Occupied | 25.1% | 26.4% | 25.3% |
| Vacant | 17.9% | 13.6% | 14.1% |

EDUCATION

2023 EDUCATIONAL ATTAINMENT, AGE 25+



- 4.4% Graduate / Professional Degree
- 10.9% Bachelor's Degree
- 11.8% Associate Degree
- 18.5% Some College, No Degree
- 32.3% High School Diploma
- 7.4% GED / Alternative Credential
- 10.7% 9th-12th Grade, No Diploma
- 4.1% Less than 9th Grade

85.3%
high school diploma
or higher

15.3%
bachelor's degree
or higher

STUDENT ENROLLMENT

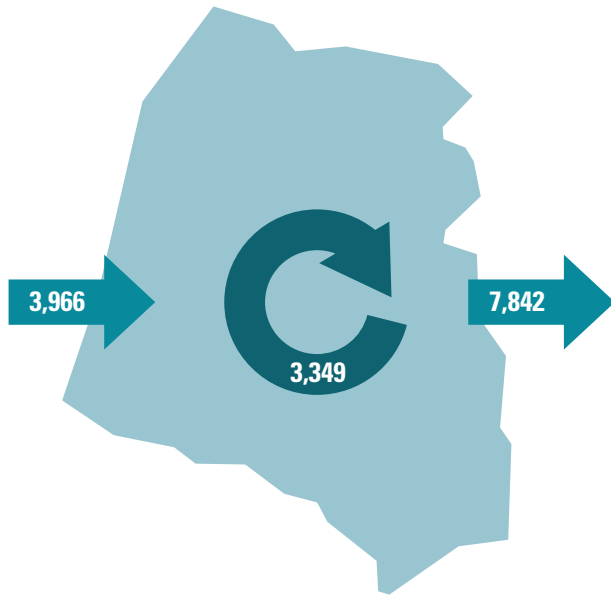
| | 2022-23 |
|-----------------------------|---------|
| K-12 Schools | 3,788 |
| 2-Year Schools | 46 |
| 4-Year and Graduate Schools | 1,098 |

DEGREE COMPLETIONS

| | 2022-23 |
|-------------------------------|---------|
| Associates Degrees | 118 |
| Bachelor's Degrees | 0 |
| Graduate/Professional Degrees | 0 |

COMMUTING PATTERNS

WORKER INFLOW & OUTFLOW



| | |
|-------------------------------|-------|
| Live and work in Union County | 3,349 |
| Commute into Union County | 3,966 |
| Commute out of Union County | 7,842 |

TRAVEL DISTANCE TO WORK

| | |
|--------------------|-------|
| Less than 10 miles | 39.1% |
| 10-24 miles | 21.8% |
| 25-50 miles | 20.6% |
| 50 miles or more | 18.4% |


60.9%
of workers travel
less than 25 miles

WHERE DO WORKERS LIVE?

Union County

| | |
|--------------------|-------|
| Union County | 45.8% |
| Spartanburg County | 14.7% |
| Greenville County | 4.2% |
| Cherokee County | 3.9% |
| Laurens County | 3.0% |
| Richland County | 2.7% |
| York County | 2.4% |
| Newberry County | 2.3% |
| Lexington County | 2.0% |
| Anderson County | 1.7% |

*In 2023, the Union County labor force totaled 11,455 workers
and unemployment was at 4.1%.*

BUSINESS & INDUSTRY

2023 EMPLOYMENT

by Industry

| | | |
|------------------------------------|-------|--------------|
| Trade, Transportation, & Utilities | 25.7% | 1,874 |
| Manufacturing | 25.7% | 1,872 |
| Government | 24.6% | 1,789 |
| Leisure & Hospitality | 7.9% | 577 |
| Education & Health Services | 4.2% | 309 |
| Professional & Business Services | 3.9% | 285 |
| Financial Activities | 2.6% | 189 |
| Construction | 2.0% | 147 |
| Other Services (except Government) | 2.0% | 146 |
| Information | 0.7% | 54 |
| Natural Resources & Mining | 0.6% | 42 |
| | | 7,285 |

2023 BUSINESS ESTABLISHMENTS

by Industry

| | | |
|--|--|--|
| 141 Trade, Transportation and Utilities | 48 Financial Activities | 44 Professional and Business Services |
| 42 Education and Health Services | 41 Other Services (except Government) | 40 Leisure and Hospitality |
| 29 Construction | 27 Manufacturing | 5 Information |

GROSS RETAIL SALES

by Fiscal Year

| | 2018-19 | 2019-20 | 2020-21 | 2021-22 | 2022-23 |
|--------------|---------------|---------------|---------------|---------------|---------------|
| Union County | \$425,963,984 | \$410,999,557 | \$596,229,958 | \$692,839,895 | \$701,937,551 |

TOP 10 MAJOR EMPLOYERS


| COMPANY | PRIMARY PRODUCT(S) / INDUSTRY | EMPLOYEES |
|--|-------------------------------|--------------|
| Gestamp | Stamped automotive products | 501 to 1,000 |
| Dollar General Distribution | Distribution | 501 to 1,000 |
| Union County Schools | Public education (K-12) | 501 to 1,000 |
| Union Medical Center | Healthcare | 251 to 500 |
| MycoWorks | Mushroom leather | 251 to 500 |
| The Timken Company (SC) - Tyger River | Anti-friction roller bearings | 251 to 500 |
| Union County | Local government | 251 to 500 |
| Milliken & Company - Cedar Hill Plant - Jonesville | Woven fabrics | 251 to 500 |
| State of South Carolina - Union County | State government | 101 to 250 |
| CSL Plasma (Formerly Haemonetics Corp.) | Medical devices | 101 to 250 |

AIRPORT



GREENVILLE-SPARTANBURG INTERNATIONAL AIRPORT

- 50 non-stop daily departures
- 24 major cities & 27 airports
- 2.6 million passengers flown in 2023
- 78,715 tons of air cargo moved in 2023



UNION COUNTY/SHELTON FIELD

PORT



INLAND PORT GREER

- 45 miles from the City of Union
- 175,873 rail lifts in 2023

PORT OF CHARLESTON

- 181 miles from the City of Union
- 2.5 million TEUs handled in 2023

HIGHWAY



INTERSTATES

5 miles to



HIGHWAYS



RAIL



MAJOR PROVIDERS



ADDITIONAL RESOURCES



UpstateSCAlliance

Upstate SC Alliance

John Lummus, President / CEO

864.283.2300 • upstateSCAlliance.com

Sources: Esri Business Analyst, Greenville-Spartanburg International Airport, Lightcast (2024.1 QCEW), SC Dept of Education, SC Dept of Revenue and Taxation, SC Ports Authority, Upstate SC Alliance, US Bureau of Labor Statistics, and US Census Bureau (Decennial Census, Population Estimates Program & 2021 LEHD)