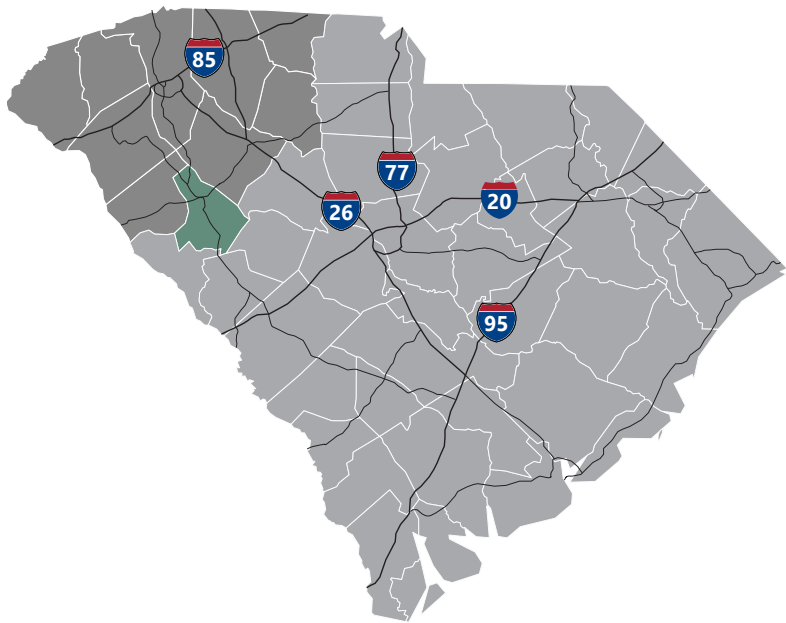


Perfectly Situated

Greenwood County

The county takes its name from the plantation of an early resident, John McGehee, Jr. Since 1950, Greenwood County has experienced diversified industrial growth with construction of new facilities by major corporations. The county is home to the George W. Park Seed Company, Fuji Photo Film's North American manufacturing complex, and Velux, whose research and development divisions are on the cutting edge of science and technology. Piedmont Technical College and Lander University in Greenwood provide quality educational opportunities for individuals to acquire the knowledge and skills for employment in engineering, industrial technology, business, health, liberal arts, and public service, or for transfer to senior colleges and universities such as Lander University, in Greenwood since 1872.



Total Population

	2010	2018	2023	Growth Rate ¹
Greenwood County	69,661	71,053	72,275	0.34%
Upstate SC	1,362,073	1,482,416	1,563,925	1.08%
South Carolina	4,625,364	5,108,693	5,437,217	1.25%

¹Projected Annual Growth Rate 2018-2023

Population by Age

	2010	2018	2023
Under 5	6.8%	6.3%	6.1%
5 to 9	6.2%	6.3%	6.2%
10 to 14	6.6%	6.1%	6.4%
15 to 24	14.8%	13.1%	12.7%
25 to 34	12.2%	13.5%	12.6%
35 to 44	12.6%	11.6%	12.2%
45 to 54	13.5%	12.4%	11.6%
55 to 64	12.1%	12.7%	12.6%
65+	15.1%	18.0%	19.7%

37.5% of the population is prime working age

Population by Race & Ethnicity

	2010	2018	2023
White	62.9%	62.1%	61.3%
Black	31.4%	30.9%	30.6%
American Indian/ Alaska Native	0.3%	0.3%	0.3%
Asian	0.8%	1.2%	1.5%
Hawaiian/ Pacific Islander	0.0%	0.0%	0.0%
Some Other Race	3.5%	3.9%	4.3%
Two or More Races	1.2%	1.6%	1.9%
Hispanic Origin (Any Race)	5.4%	6.1%	6.6%

Households & Families

	2010	2018	2023
Total Households	27,547	28,405	28,991
Total Families	18,438	18,695	18,963
Average HH Size	2.4	2.4	2.4
Renter Occupied*	34.6%	41.4%	41.1%
Owner Occupied*	65.4%	58.6%	58.9%

*Housing tenure data is a percentage of total occupied housing units

Median Household Income

	2018	2023
Greenwood County	\$40,473	\$41,662
South Carolina	\$50,748	\$56,462
United States	\$58,100	\$65,727

Per Capita Income

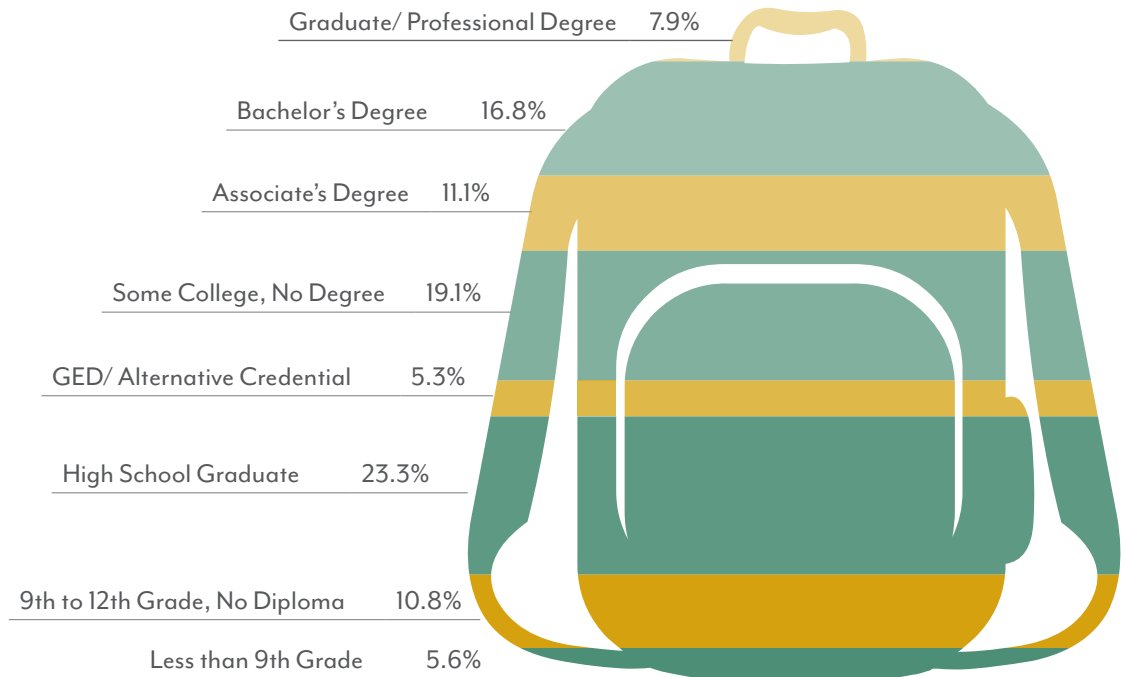
	2018	2023
Greenwood County	\$24,022	\$26,627
South Carolina	\$27,697	\$31,565
United States	\$31,950	\$36,530

2018 Highest Education Attainment, Age 25+

High School Diploma
or Higher



Bachelor's Degree
or Higher





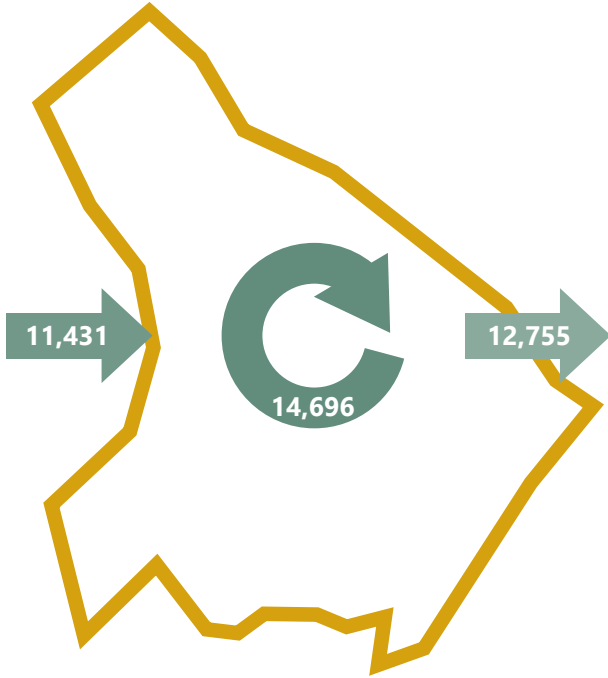
Commuting Patterns

Travel Distance to Work

Less than 10 miles	49.5%
10-24 miles	14.0%
25-50 miles	16.1%
50 miles or more	20.4%

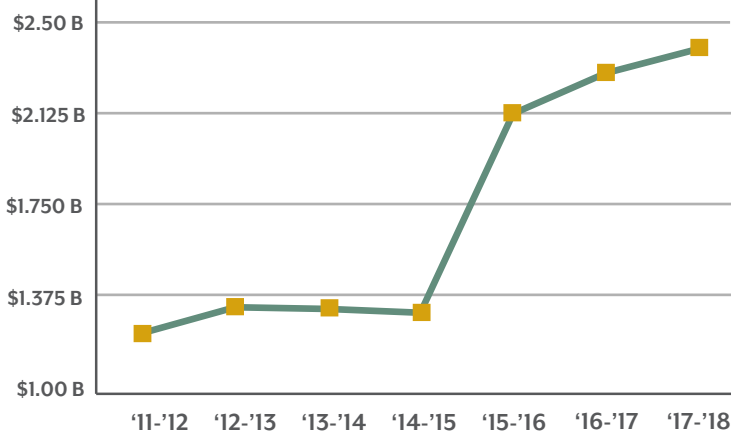
63.5% of workers travel less than 25 miles

Worker Inflow/Outflow



Live and Work in Greenwood County	14,696
Commute into Greenwood County	11,431
Commute Out of Greenwood County	12,755

Gross Retail Sales by Fiscal Year



Where Do Greenwood County Workers Live?

Greenwood County	53.5%
Greenville County	7.1%
Abbeville County	5.6%
Laurens County	4.6%
Richland County	3.6%
Lexington County	3.3%
Anderson County	2.8%
Spartanburg County	2.3%
Aiken County	2.2%
Newberry County	1.8%

Employment by Industry

Agriculture/Mining	1.7%	482
Construction	5.8%	1,644
Manufacturing	23.7%	6,719
Wholesale Trade	2.9%	822
Retail Trade	9.7%	2,750
Transportation/Utilities	4.3%	1,219
Information	0.8%	227
Finance/Insurance/Real Estate	2.8%	794
Services	46.2%	13,097
Public Administration	2.3%	652
Total	100%	28,349

2018 Civilian Population in Labor Force (16+)

Employed	95.7%
Unemployed	4.3%

Business Establishments by Industry



Top 5 Manufacturing Employers

Company	Employees	Primary Product(s)
Fujifilm	1,170	Photographic products(film, paper, cameras)
Eaton Corporation	1,163	Switchgears, Switchboard Equipment
Carolina Pride Foods	938	Meat Products
Cardinal Health (Medtronic)	623	Medical Products
Lonza	605	Pharmaceutical preparations, medicine capsules

Top 5 Non-Manufacturing Employers

Company	Employees	Industry
Self Regional Healthcare	2,636	Healthcare
State Government	1,695	State of South Carolina Government
Lander University	558	Education
Piedmont Technical College	262	Education
Davis & Floyd Inc	220	Engineering Services



Airport Access

Greenville Spartanburg International

- 50 non-stop daily departures
- 16 major cities and 19 major airports across the US
 - Allegiant Air
 - American Airlines
 - Delta
 - Frontier Airlines
 - Southwest Airlines
 - United Airlines

Greenwood County Airport



Port Access

Inland Port Greer

- 63 Miles from the City of Greenwood
- 124,817 Rail Lifts in 2017
- 20.4% growth from 2016

Port of Charleston

- 171 Miles from the City of Greenwood
- 2.2 M TEUs handled in 2017
- 9.0% growth from 2016



Highway Access

Interstates

- 16 miles to I-385
- 19 miles to I-26

Highways

- US 25
- US 178
- US 221
- SC 34
- SC 272



Rail Access

Rail Providers

- CSX



UpstateSCAlliance

Upstate SC Alliance
 John Lummus, President/CEO
 864.283.2300
www.upstatescalliance.com



APPALACHIAN
 COUNCIL OF GOVERNMENTS
Appalachian Council of Governments
 30 Century Circle, Greenville, SC 29607
 864.242.9733
www.scacog.org

Additional Resources

www.partnershipalliance.com
www.greenwood-sc.gov

www.greenwoodscchamber.org
www.cityofgreenwoodsc.com

www.southcarolinaparks.com
www.sciway.net

Sources: ESRI Business Analyst (2018 and 2023 Estimates); US Census Bureau (2010 Census Data); US Bureau of Labor Statistics; Longitudinal Employer-Household Dynamics, US Census Bureau (2015 Commuting Patterns), Manufacturer's News, Appalachian Council of Governments, Greenwood Partnership Alliance, and SC Department of Revenue and Taxation (Fiscal Year Retail Sales).