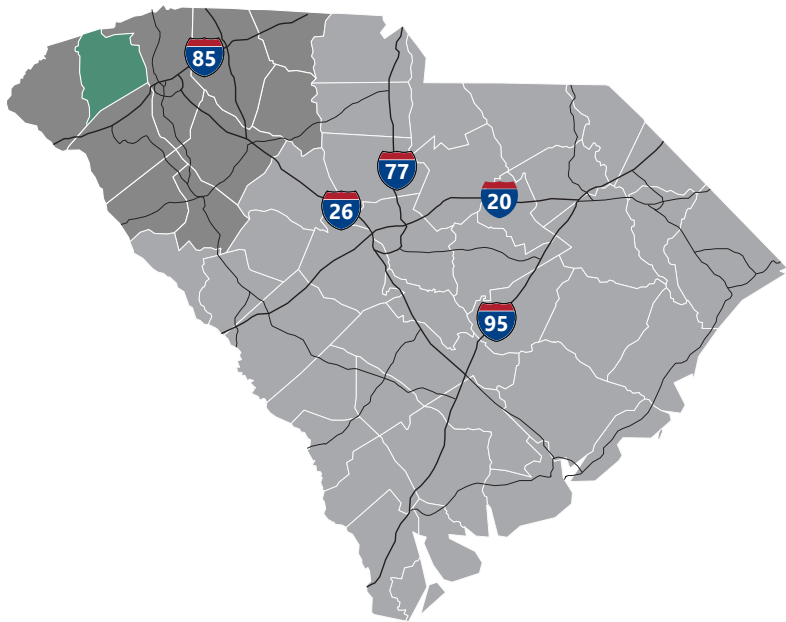


# Gem of the Foothills

## Pickens County

The county and its county seat were named for Revolutionary War hero Andrew Pickens (1739-1817). This area in the northwestern corner of the state was Cherokee territory until 1777, and the earliest European settlers in this region were traders. John C. Calhoun (1782-1850), United States vice president, senator, and cabinet member, made his home at Fort Hill plantation in Pickens County. His son-in-law, Thomas Green Clemson (1807-1888), bequeathed the plantation to the state for use as an agricultural college, which led to the founding of Clemson University. Pickens County is also part of one of the nation's fastest growing regions, the I-85 Corridor. Nestled in the foothills of the Blue Ridge mountains, Pickens County has the best of both worlds. It has a small town atmosphere, while located only 30 minutes from Greenville and two hours from Atlanta, GA and Charlotte, NC. Pickens encompasses beautiful Lakes Jocassee and Keowee, and is home to prestigious Clemson University. It is an area rich in history, beauty, and vision for the future.



### Total Population

	2010	2018	2023	Growth Rate <sup>1</sup>
Pickens County	119,224	126,807	132,421	0.87%
Upstate SC	1,362,073	1,482,416	1,563,925	1.08%
South Carolina	4,625,364	5,108,693	5,437,217	1.25%

<sup>1</sup>Projected Annual Growth Rate 2018-2023

## Population by Age

	2010	2018	2023
Under 5	5.4%	4.9%	4.8%
5 to 9	5.6%	5.2%	5.1%
10 to 14	5.8%	5.4%	5.5%
15 to 24	22.0%	20.4%	19.7%
25 to 34	11.3%	12.3%	11.3%
35 to 44	11.7%	10.7%	11.3%
45 to 54	13.3%	11.9%	11.2%
55 to 64	11.5%	12.7%	12.6%
65+	13.4%	16.4%	18.6%

34.9% of the population is prime working age

## Population by Race & Ethnicity

	2010	2018	2023
White	88.7%	87.8%	87.0%
Black	6.6%	6.5%	6.4%
American Indian/ Alaska Native	0.2%	0.2%	0.2%
Asian	1.6%	1.8%	1.9%
Hawaiian/ Pacific Islander	0.0%	0.0%	0.0%
Some Other Race	1.4%	1.6%	1.9%
Two or More Races	1.5%	2.0%	2.5%
Hispanic Origin (Any Race)	3.1%	3.6%	4.1%

## Households & Families

	2010	2018	2023
Total Households	45,228	47,939	50,006
Total Families	29,540	30,767	31,882
Average HH Size	2.5	2.5	2.5
Renter Occupied*	31.1%	31.5%	31.1%
Owner Occupied*	68.9%	68.5%	68.9%

\*Housing tenure data is a percentage of total occupied housing units

## Median Household Income

	2018	2023
Pickens County	\$46,893	\$53,940
South Carolina	\$50,748	\$56,462
United States	\$58,100	\$65,727

## Per Capita Income

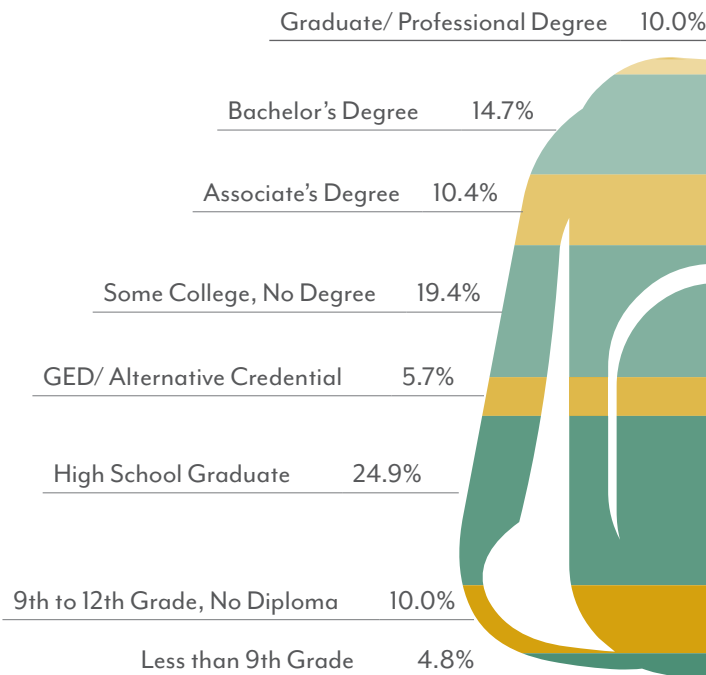
	2018	2023
Pickens County	\$24,877	\$28,732
South Carolina	\$27,697	\$31,565
United States	\$31,950	\$36,530

## 2018 Highest Education Attainment, Age 25+

High School Diploma  
or Higher



Bachelor's Degree  
or Higher





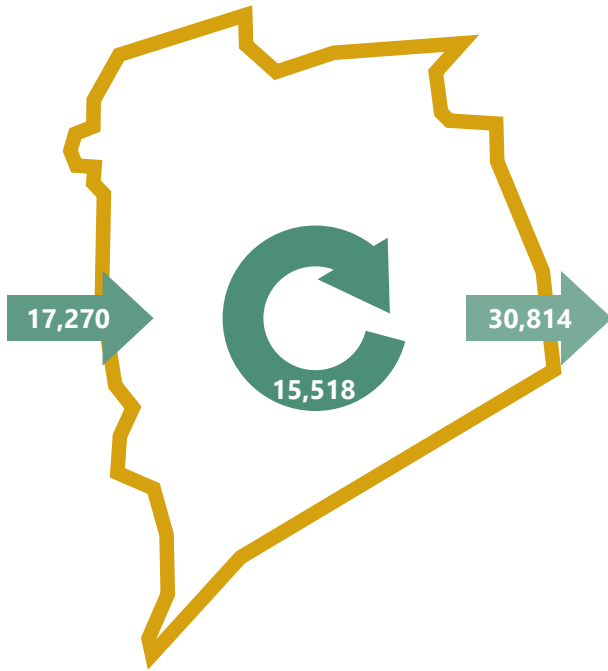
## Commuting Patterns

### Travel Distance to Work

Less than 10 miles	35.5%
10-24 miles	41.8%
25-50 miles	9.9%
50 miles or more	12.8%

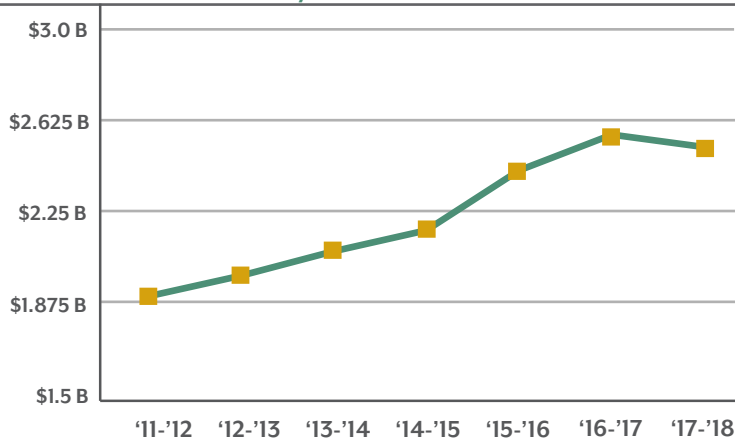
**77.3% of  
workers travel  
less than  
25 miles**

### Worker Inflow/Outflow



Live and Work in Pickens County	15,518
Commute into Pickens County	17,270
Commute Out of Pickens County	30,814

### Gross Retail Sales by Fiscal Year



### Where Do Pickens County Workers Live?

Greenville County	34.5%
Pickens County	33.5%
Anderson County	9.3%
Oconee County	5.0%
Spartanburg County	3.7%
Richland County	2.6%
Lexington County	1.2%
Charleston County	1.1%
York County	0.8%
Laurens County	0.7%

### Employment by Industry

Agriculture/Mining	0.6%	344
Construction	7.3%	4,185
Manufacturing	14.9%	8,543
Wholesale Trade	2.1%	1,204
Retail Trade	11.3%	6,479
Transportation/Utilities	5.4%	3,096
Information	0.9%	516
Finance/Insurance/Real Estate	4.2%	2,408
Services	50.1%	28,725
Public Administration	3.1%	1,777
Total	100%	57,335

### 2018 Civilian Population in Labor Force (16+)

Employed	96.0%
Unemployed	4.0%

### Business Establishments by Industry

**135**

Manufacturing

**599**

Retail

**403**

Hospitality

**735**

Professional  
Services

**39**

Transportation  
and Warehousing

## Top 5 Manufacturing Employers

Company	Employees	Primary Product(s)
Abbott (formerly St.Jude Medical)	490	Specialty Medical Devices
Reliable Automatic Sprinkler Company, Inc.	450	Fire Sprinklers and Systems Components
Yokohama America, South Carolina	378	Motor Vehicle Parts and Accessories
Comatrol (formerly Sauer-Danfoss)	336	Hydraulic Pumps and Motors
Cornell Dubilier Marketing, Inc.	308	Mita Capacitors

## Top 5 Non-Manufacturing Employers

Company	Employees	Industry
Clemson University	5,222	Education
School District of Pickens County	1,997	Education
Pickens County	714	County Government
Palmetto Baptist Easley	656	Healthcare
AnMed Health Cannon	300	Healthcare



### Airport Access

- Greenville Spartanburg International
- 50 non-stop daily departures
  - 16 major cities and 19 major airports across the US
    - Allegiant Air
    - American Airlines
    - Delta
    - Frontier Airlines
    - Southwest Airlines
    - United Airlines
- Pickens County Airport



### Port Access

- Inland Port Greer
- 37 Miles from the City of Pickens
  - 124,817 Rail Lifts in 2017
  - 20.4% growth from 2016
- Port of Charleston
- 227 Miles from the City of Pickens
  - 2.2 M TEUs handled in 2017
  - 9.0% growth from 2016



### Highway Access

- Interstates
- I-85
- Highways
- US 123
  - US 76
  - US 178



### Rail Access

- Rail Providers
- Norfolk-Southern
  - Pickens



**UpstateSCAlliance**

**Upstate SC Alliance**  
 John Lummus, President/CEO  
 864.283.2300  
[www.upstatesc Alliance.com](http://www.upstatesc Alliance.com)



**APPALACHIAN**  
 COUNCIL OF GOVERNMENTS  
**Appalachian Council of Governments**  
 30 Century Circle, Greenville, SC 29607  
 864.242.9733  
[www.scacog.org](http://www.scacog.org)

## Additional Resources

[www.alliancepickens.com](http://www.alliancepickens.com)  
[www.co.pickens.sc.us](http://www.co.pickens.sc.us)

[www.pickenschamber.com](http://www.pickenschamber.com)  
[www.clemson.edu](http://www.clemson.edu)

[www.southcarolinaparks.com](http://www.southcarolinaparks.com)  
[www.sciway.net](http://www.sciway.net)

Sources: ESRI Business Analyst (2018 and 2023 Estimates); US Census Bureau (2010 Census Data); US Bureau of Labor Statistics; Longitudinal Employer-Household Dynamics, US Census Bureau (2015), Manufacturer's News, Appalachian Council of Governments, Alliance Pickens, and SC Department of Revenue and Taxation (Fiscal Year Retail Sales).